

FRAUD PROFILE



3,732

TOTAL CRIMES REPORTED
APR 2018 TO SEP 2018



+9%

£8.3M

TOTAL VICTIM LOSSES
APR 2018 TO SEP 2018



-17%



58%

OF REPORTS WERE FROM BUSINESSES

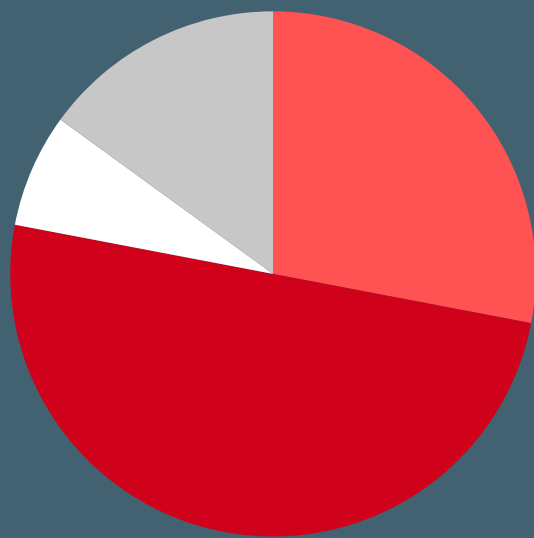


42%

OF REPORTS WERE FROM INDIVIDUALS



BY VOLUME



- CHEQUE, PLASTIC CARD AND ONLINE BANK ACCOUNTS (50%)
- APPLICATION (28%)
- TELECOM (7%)
- OTHER (15%)

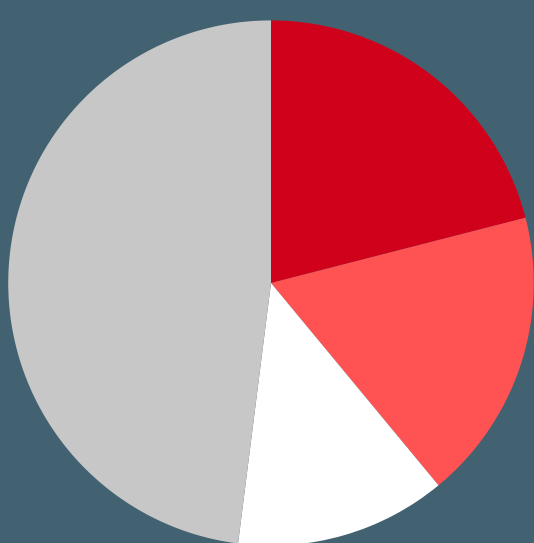
The category 'None of the above' has been excluded. The loss figures have been rounded to the nearest thousand (or hundred thousand over £1m).

BY LOSS

- 1 **£1.6M** CHEQUE, PLASTIC CARD AND ONLINE BANK ACCOUNTS
- 2 **£871K** CORPORATE EMPLOYEE FRAUD
- 3 **£234K** MANDATE FRAUD



BY VOLUME




- OTHER ADVANCE FEE (21%)
- ONLINE SHOPPING AND AUCTION (18%)
- COMPUTER SOFTWARE SERVICE (13%)
- OTHER (48%)

The category 'None of the above' has been excluded. The loss figures have been rounded to the nearest thousand (or hundred thousand over £1m).

BY LOSS

- 1 **£958K** OTHER FINANCIAL INVESTMENT
- 2 **£469K** OTHER CONSUMER NON INVESTMENT FRAUD
- 3 **£427K** DATING SCAM

3 OUT OF 20 VICTIMS



IDENTIFIED AS VULNERABLE DURING THE REPORTING PROCESS



VULNERABLE



NO IDENTIFIED VULNERABILITY

13%

OF FRAUD VICTIMS REQUESTED VICTIM CARE



NO

YES

261

CRIME REFERRALS

0

JUDICIAL OUTCOMES



34%

PHONE



12%

EMAIL



12%

ONLINE SALES