

FRAUD PROFILE

REPORTED VOLUMES & LOSSES

286

TOTAL CRIMES REPORTED
APR 2018 TO SEP 2018



+1%

£11.2M

TOTAL VICTIM LOSSES
APR 2018 TO SEP 2018



-18%

TOP 3 FRAUDS: BUSINESSES



83%

OF REPORTS WERE FROM BUSINESSES



17%

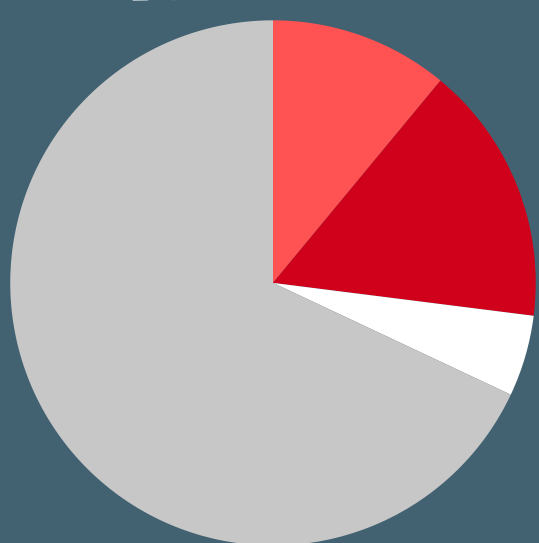
OF REPORTS WERE FROM INDIVIDUALS



TOP 3 FRAUDS: INDIVIDUALS



BY VOLUME



- CHEQUE, PLASTIC CARD AND ONLINE BANK ACCOUNTS (16%)
- MANDATE (11%)
- CORPORATE EMPLOYEE (5%)
- OTHER (68%)

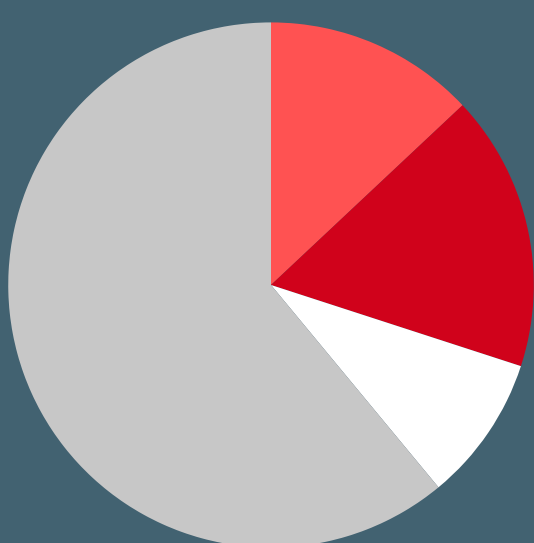
The category 'None of the above' has been excluded. The loss figures have been rounded to the nearest thousand (or hundred thousand over £1m).

BY LOSS

- £1.2M** BUSINESS TRADING FRAUDS
- £958K** MANDATE FRAUD
- £840K** FRAUD BY ABUSE OF POSITION OF TRUST



BY VOLUME



- ONLINE SHOPPING AND AUCTION (17%)
- OTHER ADVANCE FEE (13%)
- COMPUTER SOFTWARE SERVICE (9%)
- OTHER (61%)

The category 'None of the above' has been excluded. The loss figures have been rounded to the nearest thousand (or hundred thousand over £1m).

BY LOSS

- £90K** PYRAMID OR PONZI SCHEMES
- £25K** DATING SCAMS
- £20K** DOOR TO DOOR SALES AND BOGUS TRADESMEN

NOTABLE VICTIMOLOGY

3 OUT OF 20 VICTIMS

IDENTIFIED AS VULNERABLE DURING THE REPORTING PROCESS



VULNERABLE

NO IDENTIFIED VULNERABILITY

4% OF FRAUD VICTIMS REQUESTED VICTIM CARE



NO YES

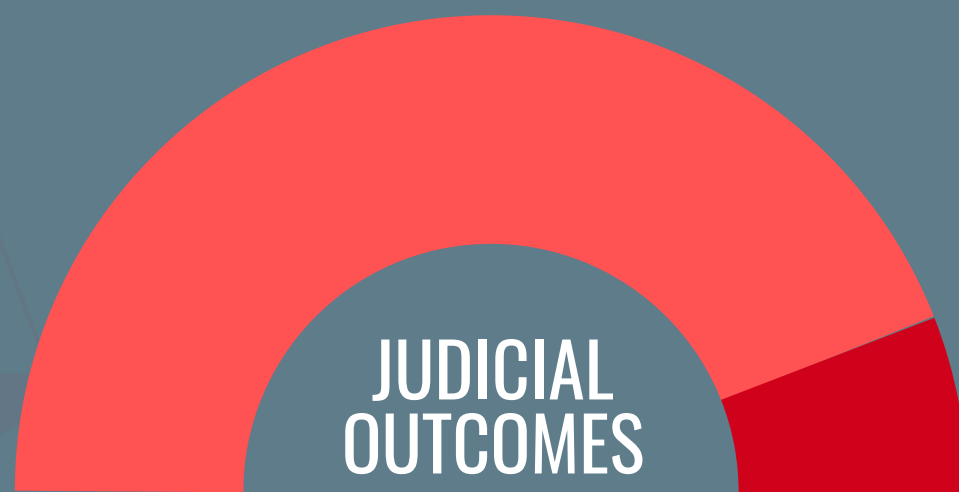
CRIME REFERRALS

474

CRIME REFERRALS

98

JUDICIAL OUTCOMES



Charged (88%) Caution (Adults) (12%) Community Resolution (0%) Others (0%)

ENABLERS



26%

EMAIL



19%

PHONE



17%

IDENTITY

NOT PROTECTIVELY MARKED