

# FRAUD PROFILE



## 1,956

TOTAL CRIMES REPORTED  
APR 2018 TO SEP 2018



+17%

## £1.4M

TOTAL VICTIM LOSSES  
APR 2018 TO SEP 2018



-3%



## 63%

OF REPORTS WERE FROM BUSINESSES

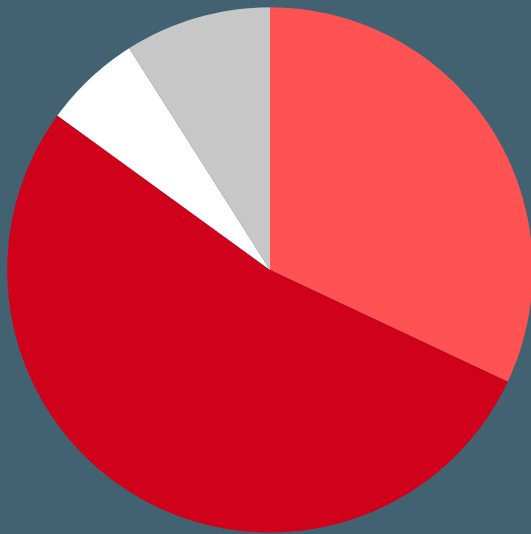


## 37%

OF REPORTS WERE FROM INDIVIDUALS



### BY VOLUME



- CHEQUE, PLASTIC CARD AND ONLINE BANK ACCOUNTS (53%)
- APPLICATION (32%)
- TELECOM (6%)
- OTHER (9%)

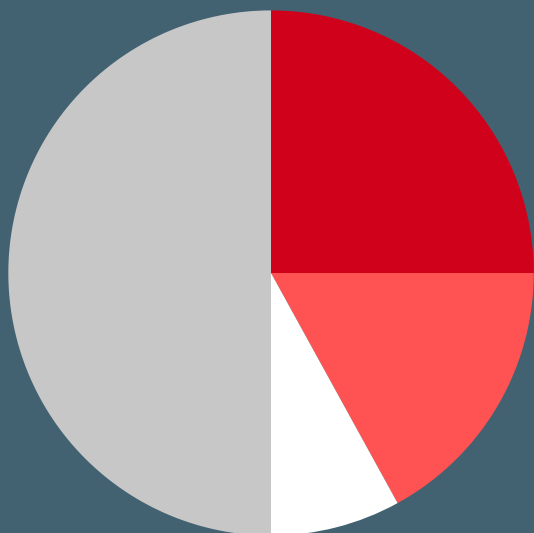
The category 'None of the above' has been excluded. The loss figures have been rounded to the nearest thousand (or hundred thousand over £1m).

### BY LOSS

- £62K MANDATE FRAUD
- £36K OTHER FINANCIAL INVESTMENT
- £30K OTHER CONSUMER NON INVESTMENT FRAUD



### BY VOLUME



- OTHER ADVANCE FEE (25%)
- ONLINE SHOPPING AND AUCTION (17%)
- COMPUTER SOFTWARE SERVICE (8%)
- OTHER (50%)

The category 'None of the above' has been excluded. The loss figures have been rounded to the nearest thousand (or hundred thousand over £1m).

### BY LOSS

- £161K ONLINE SHOPPING AND AUCTIONS
- £159K DATING SCAM
- £111K OTHER FINANCIAL INVESTMENT

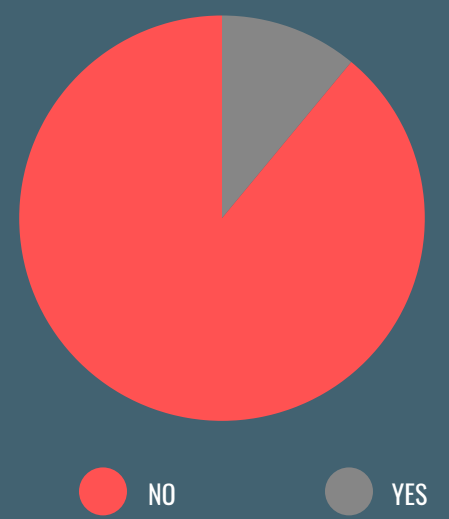
## 3 OUT OF 20 VICTIMS

IDENTIFIED AS VULNERABLE DURING THE REPORTING PROCESS



## 11%

OF FRAUD VICTIMS REQUESTED VICTIM CARE

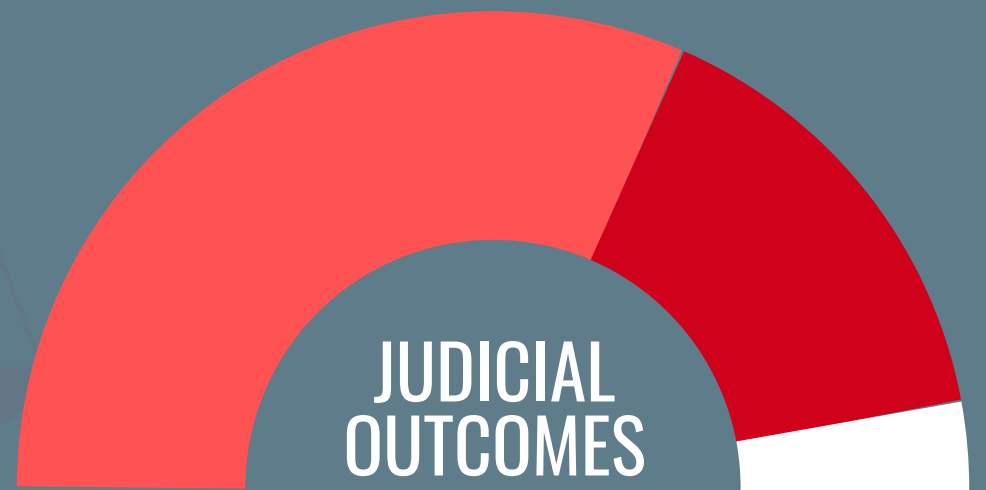


## 92

CRIME REFERRALS

## 16

JUDICIAL OUTCOMES



## 35%

PHONE



## 13%

ONLINE SALES



## 11%

EMAIL