

FRAUD PROFILE



National Policing Lead For Fraud

3,917

TOTAL CRIMES REPORTED
APR 2018 TO SEP 2018



+16%

£5.4M

TOTAL VICTIM LOSSES
APR 2018 TO SEP 2018



+5%



58%

OF REPORTS WERE FROM BUSINESSES

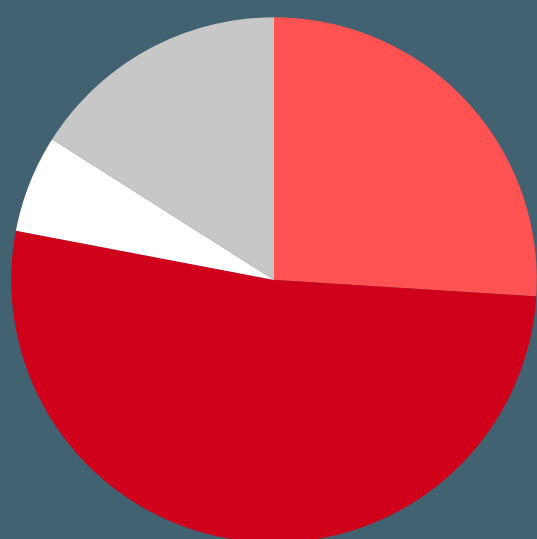


42%

OF REPORTS WERE FROM INDIVIDUALS



BY VOLUME



- CHEQUE, PLASTIC CARD AND ONLINE BANK ACCOUNTS (52%)
- APPLICATION (26%)
- TELECOMS (6%)
- OTHER (16%)

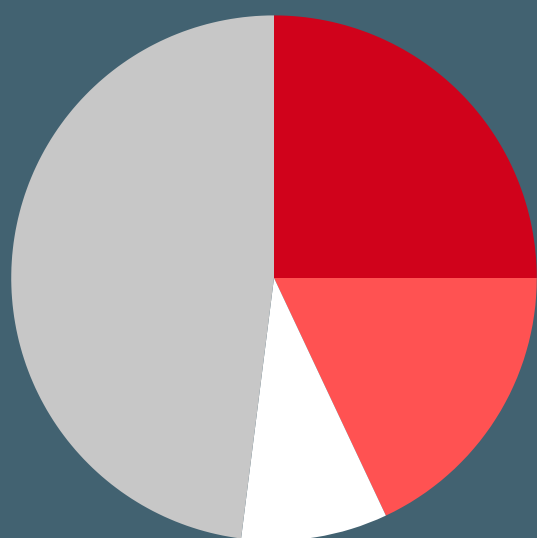
The category 'None of the above' has been excluded. The loss figures have been rounded to the nearest thousand (or hundred thousand over £1m).

BY LOSS

- 1 **£979K** MANDATE FRAUD
- 2 **£116K** FRAUD BY ABUSE OF POSITION OF TRUST
- 3 **£59K** CHEQUE, PLASTIC CARD AND ONLINE BANK ACCOUNTS



BY VOLUME



- OTHER ADVANCE FEE (25%)
- ONLINE SHOPPING AND AUCTION (18%)
- COMPUTER SOFTWARE SERVICE (9%)
- OTHER (48%)

The category 'None of the above' has been excluded. The loss figures have been rounded to the nearest thousand (or hundred thousand over £1m).

BY LOSS

- 1 **£593K** FRAUD BY ABUSE OF POSITION OF TRUST
- 2 **£319K** OTHER FINANCIAL INVESTMENT
- 3 **£246K** ONLINE SHOPPING AND AUCTIONS

3 OUT OF 20 VICTIMS



IDENTIFIED AS VULNERABLE DURING THE REPORTING PROCESS



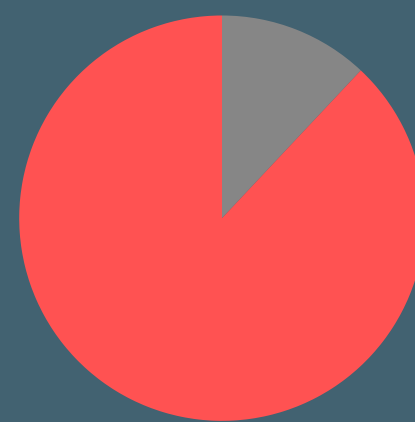
VULNERABLE



NO IDENTIFIED VULNERABILITY

12%

OF FRAUD VICTIMS REQUESTED VICTIM CARE



NO

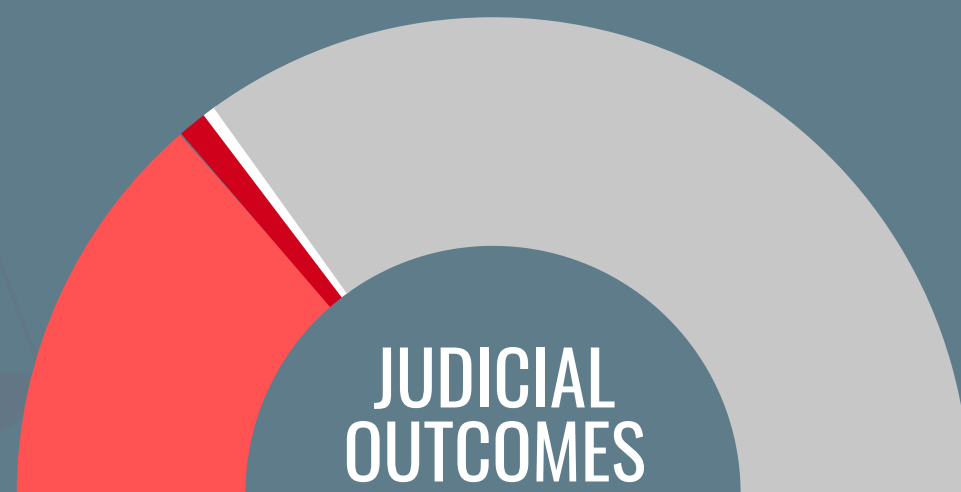
YES

196


CRIME REFERRALS

85

JUDICIAL OUTCOMES



Charged (27%) Cautions (Adults) (2%) Community Resolution (1%) Others (70%)



36%

PHONE



14%

ONLINE SALES



10%

EMAIL