

FRAUD PROFILE

14,979

TOTAL CRIMES REPORTED
APR 2018 TO SEP 2018



+13%

£45.3M

TOTAL VICTIM LOSSES
APR 2018 TO SEP 2018



+132%



71%

OF REPORTS WERE FROM BUSINESSES

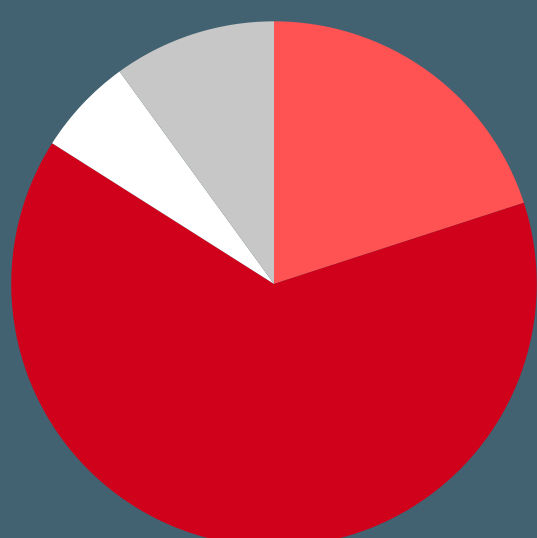


29%

OF REPORTS WERE FROM INDIVIDUALS



BY VOLUME



- CHEQUE, PLASTIC CARD AND ONLINE BANK ACCOUNTS(64%)
- APPLICATION (20%)
- TELECOM (6%)
- OTHER (10%)

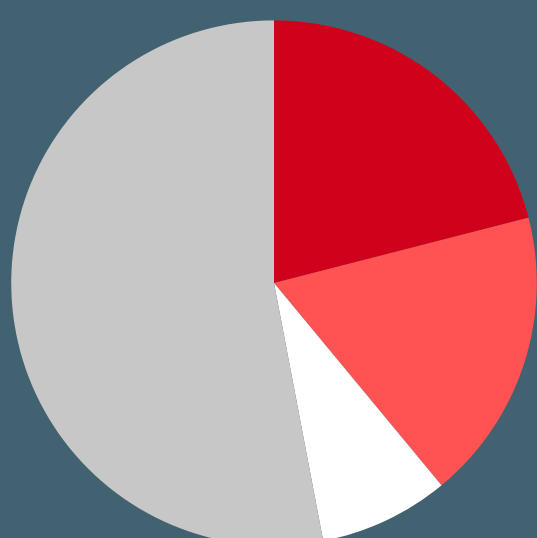
The category 'None of the above' has been excluded. The loss figures have been rounded to the nearest thousand (or hundred thousand over £1m).

BY LOSS

- 1 £1.6M FRAUD BY ABUSE OF POSITION OF TRUST
- 2 £1.5M MANDATE FRAUD
- 3 £776K CORPORATE EMPLOYEE FRAUD



BY VOLUME



- OTHER ADVANCE FEE (21%)
- ONLINE SHOPPING AND AUCTIONS (18%)
- COMPUTER SOFTWARE SERVICE (8%)
- OTHER (53%)

The category 'None of the above' has been excluded. The loss figures have been rounded to the nearest thousand (or hundred thousand over £1m).

BY LOSS

- 1 £3M FRAUD BY ABUSE OF POSITION OF TRUST
- 2 £2.3M OTHER FINANCIAL INVESTMENT
- 3 £1.1M MANDATE FRAUD

4 OUT OF 20 VICTIMS

IDENTIFIED AS VULNERABLE DURING THE REPORTING PROCESS



12% OF FRAUD VICTIMS REQUESTED VICTIM CARE

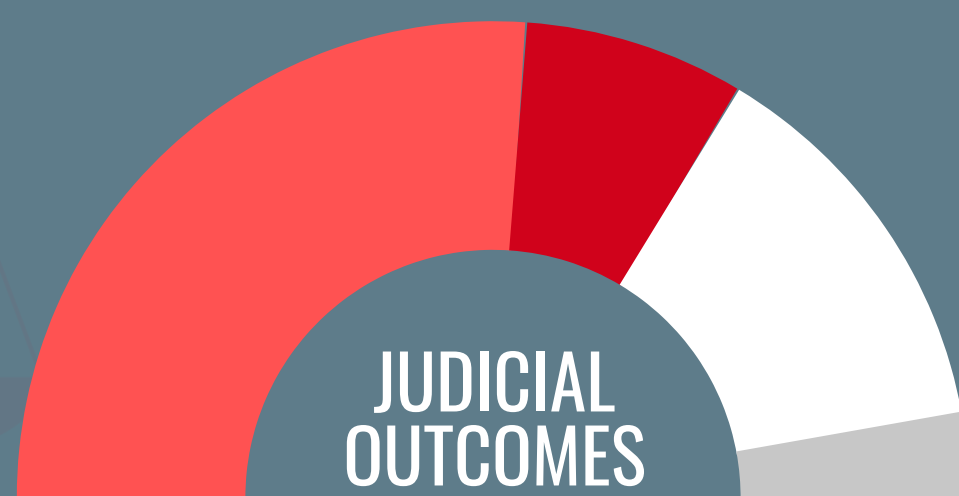


2,047

CRIME REFERRALS

48

JUDICIAL OUTCOMES



Charged (52%) Cautions (Adults) (15%) Community Resolution (27%) Others (6%)



31%

PHONE



14%

ONLINE SALES



11%

OTHER