

# FRAUD PROFILE



## 6,666

TOTAL CRIMES REPORTED  
APR 2018 TO SEP 2018



+5%

## £13.9M

TOTAL VICTIM LOSSES  
APR 2018 TO SEP 2018



-17%



## 55%

OF REPORTS WERE FROM BUSINESSES

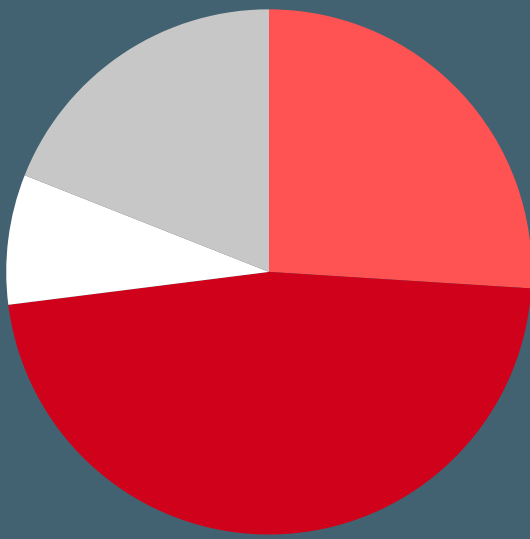


## 45%

OF REPORTS WERE FROM INDIVIDUALS



### BY VOLUME



- CHEQUE, PLASTIC CARD AND ONLINE BANK ACCOUNTS (47%)
- APPLICATION (26%)
- TELECOM (8%)
- OTHER (19%)

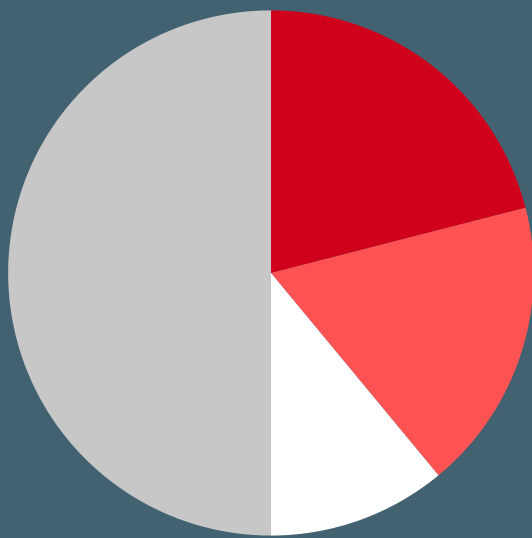
The category 'None of the above' has been excluded. The loss figures have been rounded to the nearest thousand (or hundred thousand over £1m).

### BY LOSS

- £860K** MANDATE FRAUD
- £308K** CORPORATE EMPLOYEE FRAUD
- £245K** BUSINESS TRADING FRAUD



### BY VOLUME



- OTHER ADVANCE FEE (21%)
- ONLINE SHOPPING AND AUCTIONS (18%)
- COMPUTER SOFTWARE SERVICE (11%)
- OTHER (50%)

The category 'None of the above' has been excluded. The loss figures have been rounded to the nearest thousand (or hundred thousand over £1m).

### BY LOSS

- £2.1M** OTHER FINANCIAL INVESTMENT
- £1.7M** OTHER ADVANCE FEE FRAUDS
- £1.1M** FRAUD BY ABUSE OF POSITION OF TRUST

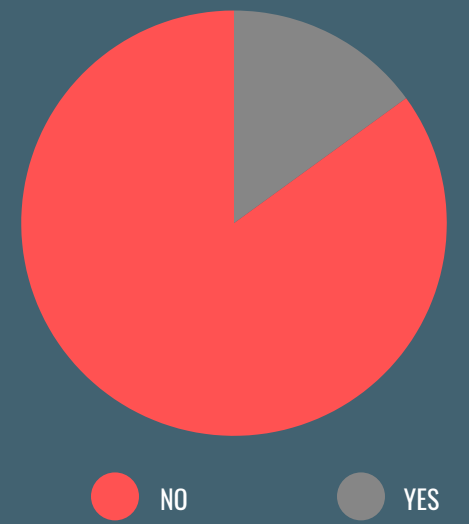
## 3 OUT OF 20 VICTIMS

IDENTIFIED AS VULNERABLE DURING THE REPORTING PROCESS



## 15%

OF FRAUD VICTIMS REQUESTED VICTIM CARE

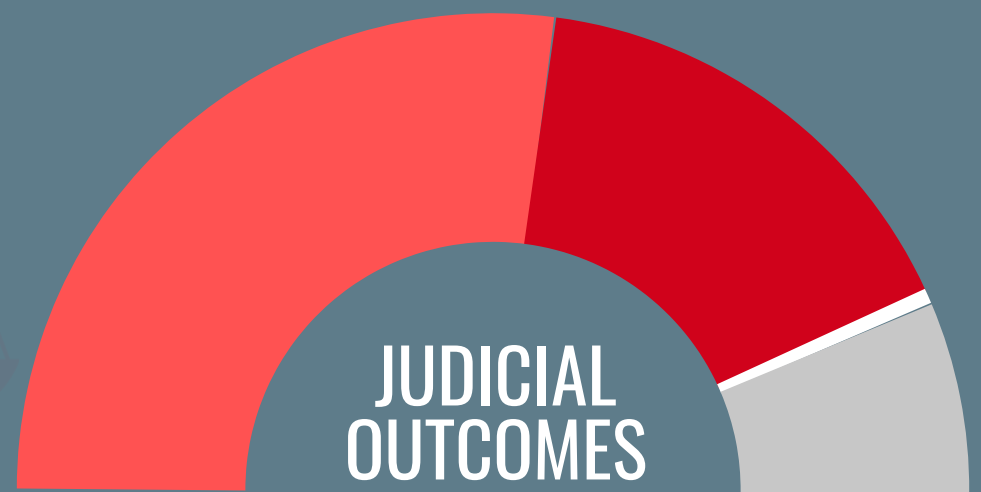


## 277

CRIME REFERRALS

## 82

JUDICIAL OUTCOMES



## 32%

PHONE



## 13%

EMAIL



## 13%

ONLINE SALES