

FRAUD PROFILE



3,439

TOTAL CRIMES REPORTED
APR 2018 TO SEP 2018



+14%

£4.5M

TOTAL VICTIM LOSSES
APR 2018 TO SEP 2018



-2%



57%

OF REPORTS WERE FROM BUSINESSES

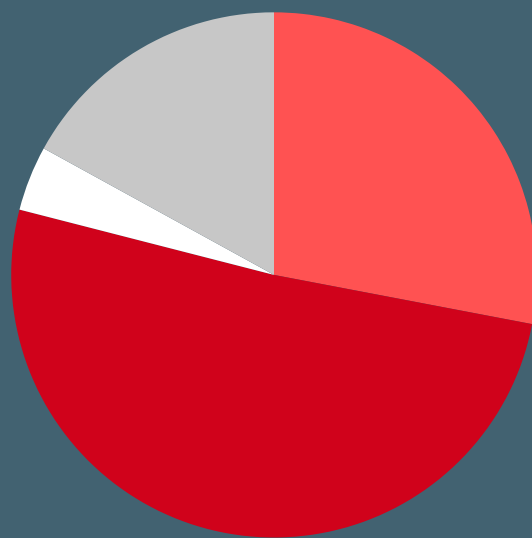


43%

OF REPORTS WERE FROM INDIVIDUALS



BY VOLUME



- CHEQUE, PLASTIC CARD AND ONLINE BANK ACCOUNTS (51%)
- APPLICATION (28%)
- TELECOM (4%)
- OTHER (17%)

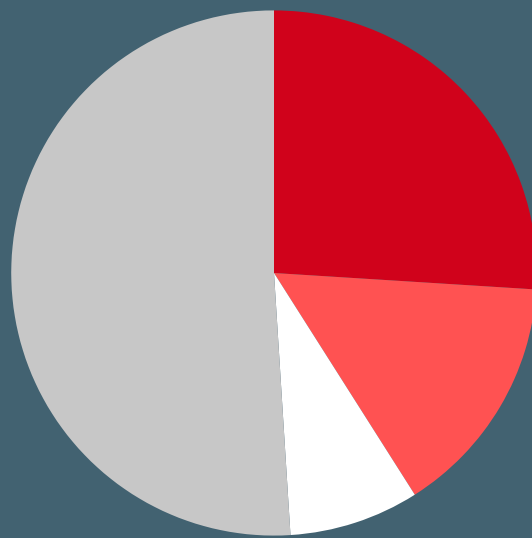
The category 'None of the above' has been excluded. The loss figures have been rounded to the nearest thousand (or hundred thousand over £1m).

BY LOSS

- 1 **£461K** MANDATE FRAUD
- 2 **£242K** CORPORATE EMPLOYEE FRAUD
- 3 **£192K** RETAIL FRAUD



BY VOLUME



- OTHER ADVANCE FEE (26%)
- ONLINE SHOPPING AND AUCTIONS (15%)
- COMPUTER SOFTWARE SERVICE (8%)
- OTHER (51%)

The category 'None of the above' has been excluded. The loss figures have been rounded to the nearest thousand (or hundred thousand over £1m).

BY LOSS

- 1 **£921K** OTHER FINANCIAL INVESTMENT
- 2 **£188K** OTHER CONSUMER NON INVESTMENT FRAUD
- 3 **£170K** DATING SCAMS

3 OUT OF 20 VICTIMS

IDENTIFIED AS VULNERABLE DURING THE REPORTING PROCESS

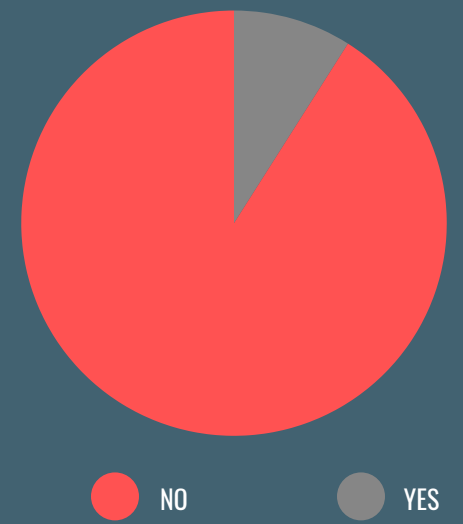


VULNERABLE

NO IDENTIFIED VULNERABILITY

9%

OF FRAUD VICTIMS REQUESTED VICTIM CARE



NO

YES

134

CRIME REFERRALS

6

JUDICIAL OUTCOMES



Charged (67%) Caution (Adults) (33%) Community Resolution (0%) Others (0%)



40%

PHONE



14%

ONLINE SALES



9%

ONLINE SOCIAL

NOT PROTECTIVELY MARKED