

FRAUD PROFILE



Leicestershire
Police
Protecting our communities



CITY OF LONDON
POLICE
National Policing Lead For Fraud

5,835

TOTAL CRIMES REPORTED
APR 2018 TO SEP 2018



+23%

£7.6M

TOTAL VICTIM LOSSES
APR 2018 TO SEP 2018



-12%



73%

OF REPORTS WERE FROM BUSINESSES

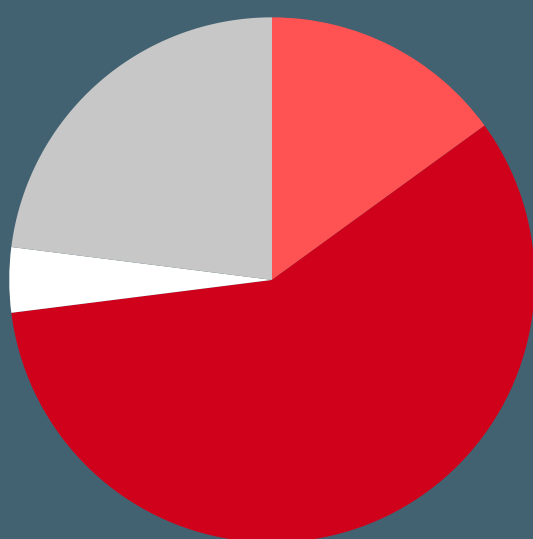


26%

OF REPORTS WERE FROM INDIVIDUALS



BY VOLUME



- CHEQUE, PLASTIC CARD AND ONLINE BANK ACCOUNTS (58%)
- APPLICATION (15%)
- TELECOM (4%)
- OTHER (23%)

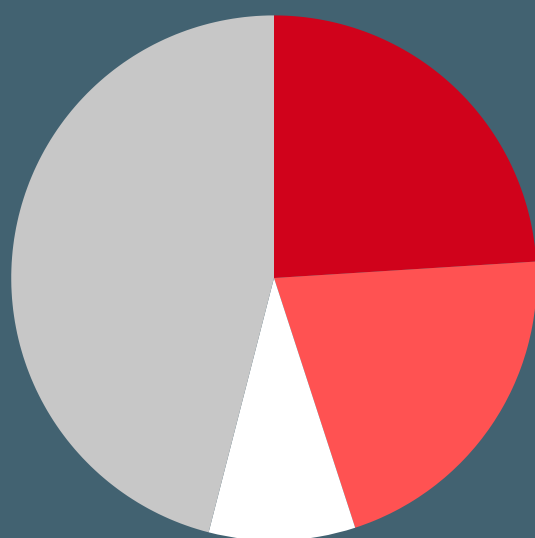
The category 'None of the above' has been excluded. The loss figures have been rounded to the nearest thousand (or hundred thousand over £1m).

BY LOSS

- £560K** CORPORATE EMPLOYEE FRAUD
- £360K** FRAUD BY ABUSE OF POSITION OF TRUST
- £297K** MANDATE FRAUD



BY VOLUME



- OTHER ADVANCE FEE (24%)
- ONLINE SHOPPING AND AUCTIONS (21%)
- COMPUTER SOFTWARE SERVICE (9%)
- OTHER (46%)


The category 'None of the above' has been excluded. The loss figures have been rounded to the nearest thousand (or hundred thousand over £1m).

BY LOSS

- £882K** OTHER FINANCIAL INVESTMENT
- £603K** OTHER ADVANCE FEE FRAUDS
- £579K** MANDATE FRAUD

3 OUT OF 20 VICTIMS

IDENTIFIED AS VULNERABLE DURING THE REPORTING PROCESS



VULNERABLE



NO IDENTIFIED VULNERABILITY

10%

OF FRAUD VICTIMS REQUESTED VICTIM CARE



NO

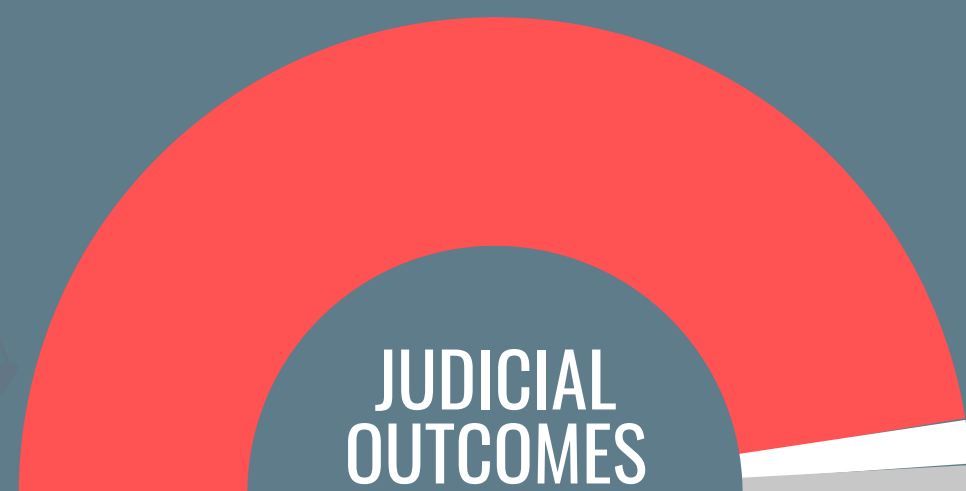
YES

458

CRIME REFERRALS

41

JUDICIAL OUTCOMES



Charged (95%) Caution (Adults) (0%) Community Resolution (3%) Others (2%)



34%

PHONE



15%

ONLINE SALES



13%

EMAIL