

# FRAUD PROFILE



## 2,625

TOTAL CRIMES REPORTED  
APR 2018 TO SEP 2018



+15%

## £6.1M

TOTAL VICTIM LOSSES  
APR 2018 TO SEP 2018



+5%



## 50%

OF REPORTS WERE FROM BUSINESSES

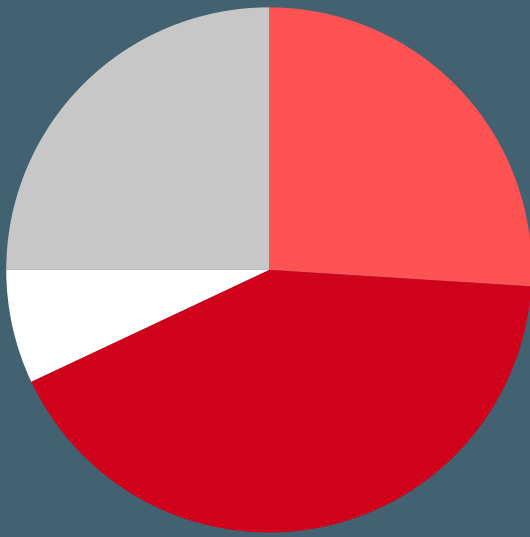


## 49%

OF REPORTS WERE FROM INDIVIDUALS



### BY VOLUME



- CHEQUE, PLASTIC CARD AND ONLINE BANK ACCOUNTS (42%)
- APPLICATION (26%)
- INSURANCE (7%)
- OTHER (25%)

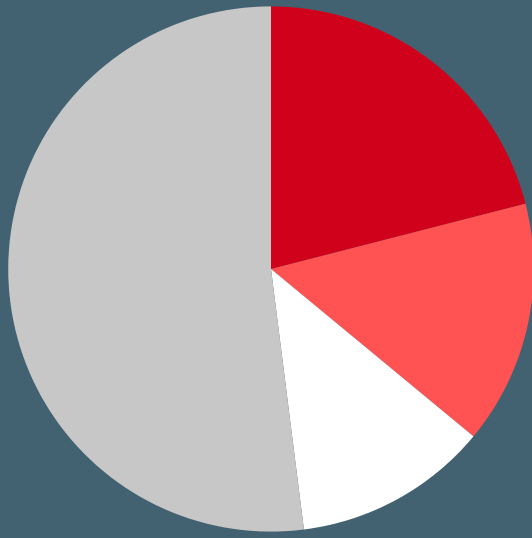
The category 'None of the above' has been excluded. The loss figures have been rounded to the nearest thousand (or hundred thousand over £1m).

### BY LOSS

- 1 **£120K** CORPORATE PROCUREMENT FRAUD
- 2 **£82K** MANDATE FRAUD
- 3 **£560K** CORPORATE EMPLOYEE FRAUD



### BY VOLUME



- OTHER ADVANCE FEE (21%)
- ONLINE SHOPPING AND AUCTIONS (15%)
- COMPUTER SOFTWARE SERVICE (12%)
- OTHER (52%)


The category 'None of the above' has been excluded. The loss figures have been rounded to the nearest thousand (or hundred thousand over £1m).

### BY LOSS

- 1 **£579K** OTHER ADVANCE FEE FRAUDS
- 2 **£550K** CORPORATE EMPLOYEE FRAUD
- 3 **£402K** FRAUD BY FAILING TO DISCLOSE INFORMATION

## 3 OUT OF 20 VICTIMS

IDENTIFIED AS VULNERABLE DURING THE REPORTING PROCESS



VULNERABLE

NO IDENTIFIED VULNERABILITY

## 12%

OF FRAUD VICTIMS REQUESTED VICTIM CARE



NO

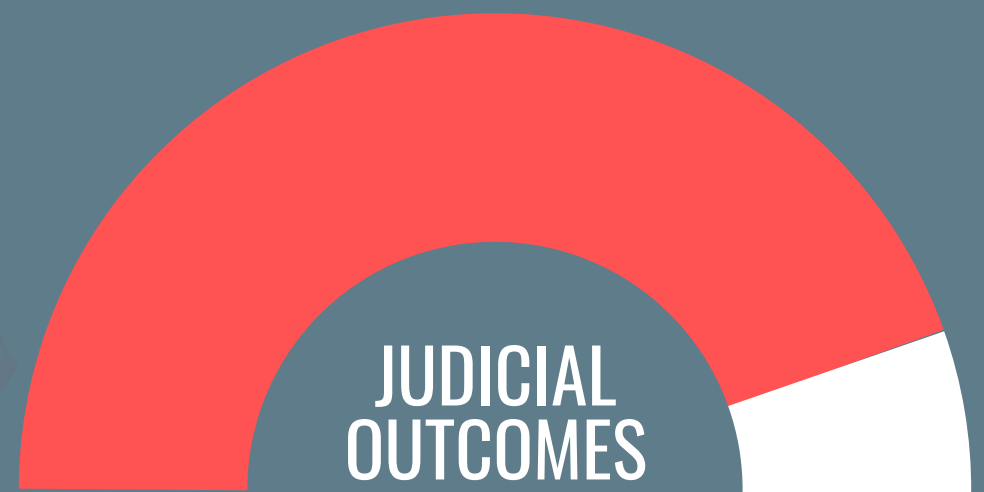
YES

## 107

CRIME REFERRALS

## 9

JUDICIAL OUTCOMES



## 39%

PHONE



## 13%

ONLINE SALES



## 12%

EMAIL