

FRAUD PROFILE



5,153

TOTAL CRIMES REPORTED
APR 2018 TO SEP 2018



+13%

£9.1M

TOTAL VICTIM LOSSES
APR 2018 TO SEP 2018



+32%



66%

OF REPORTS WERE FROM BUSINESSES

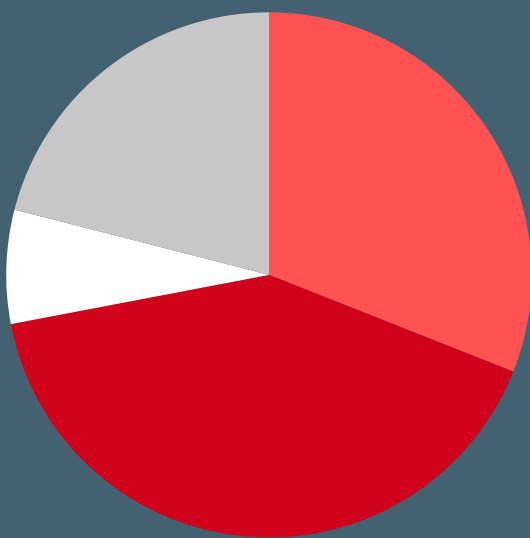


34%

OF REPORTS WERE FROM INDIVIDUALS



BY VOLUME



- CHEQUE, PLASTIC CARD AND ONLINE BANK ACCOUNTS (41%)
- APPLICATION (31%)
- TELECOM (7%)
- OTHER (21%)

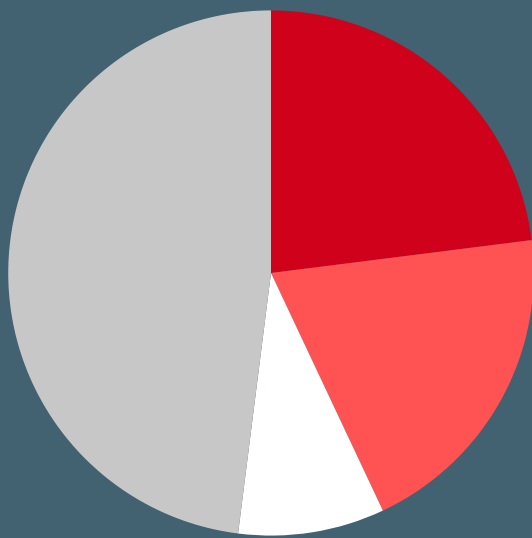
The category 'None of the above' has been excluded. The loss figures have been rounded to the nearest thousand (or hundred thousand over £1m).

BY LOSS

- 1 £1.2M MANDATE FRAUD
- 2 £502K FRAUD BY ABUSE OF POSITION OF TRUST
- 3 £400K CORPORATE EMPLOYEE FRAUD



BY VOLUME



- OTHER ADVANCE FEE (23%)
- ONLINE SHOPPING AND AUCTIONS (20%)
- COMPUTER SOFTWARE SERVICE (9%)
- OTHER (48%)

The category 'None of the above' has been excluded. The loss figures have been rounded to the nearest thousand (or hundred thousand over £1m).

BY LOSS

- 1 £967K OTHER FINANCIAL INVESTMENT
- 2 £597K FRAUD BY ABUSE OF POSITION OF TRUST
- 3 £593K PENSION FRAUD COMMITTED ON PENSIONS

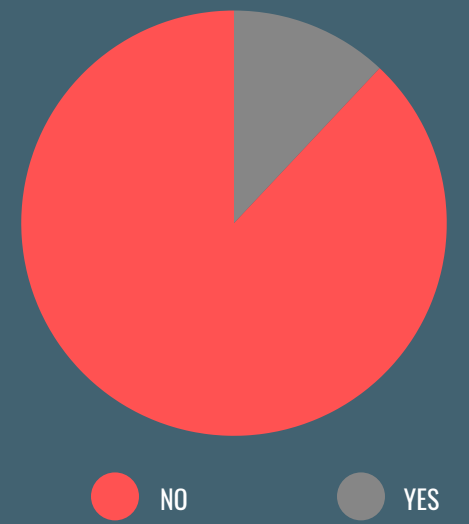
6 OUT OF 20 VICTIMS

IDENTIFIED AS VULNERABLE DURING THE REPORTING PROCESS



12%

OF FRAUD VICTIMS REQUESTED VICTIM CARE

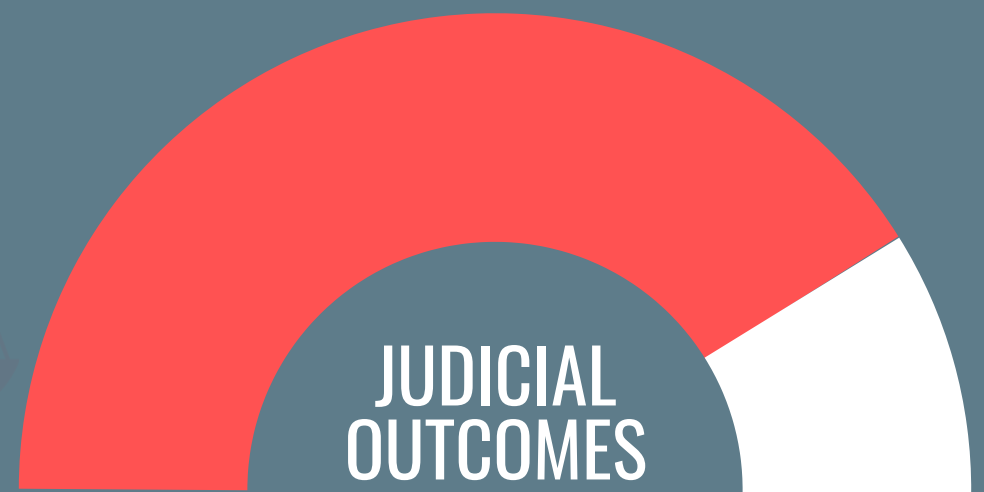


764

CRIME REFERRALS

45

JUDICIAL OUTCOMES



Charged (82%) Caution (Adults) (0%) Community Resolution (18%) Others (0%)



22%

PHONE



19%

ONLINE SALES



16%

IDENTITY

NOT PROTECTIVELY MARKED