

FRAUD PROFILE



73,213

TOTAL CRIMES REPORTED
APR 2018 TO SEP 2018



+9%

£268.2M

TOTAL VICTIM LOSSES
APR 2018 TO SEP 2018



+110%



75%

OF REPORTS WERE FROM BUSINESSES

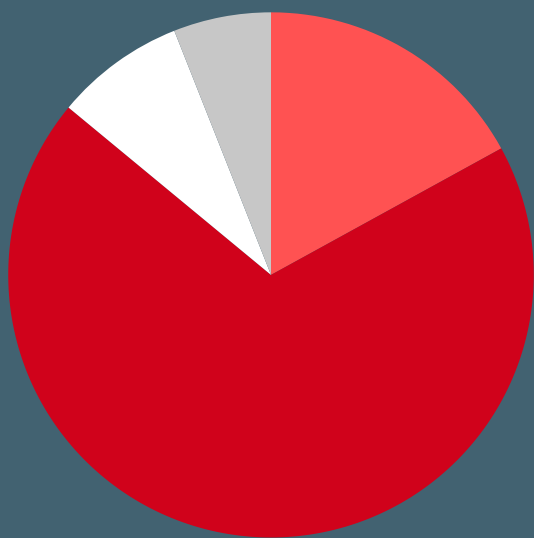


25%

OF REPORTS WERE FROM INDIVIDUALS



BY VOLUME



- CHEQUE, PLASTIC CARD AND ONLINE BANK ACCOUNTS (69%)
- APPLICATION (17%)
- TELECOM (8%)
- OTHER (6%)

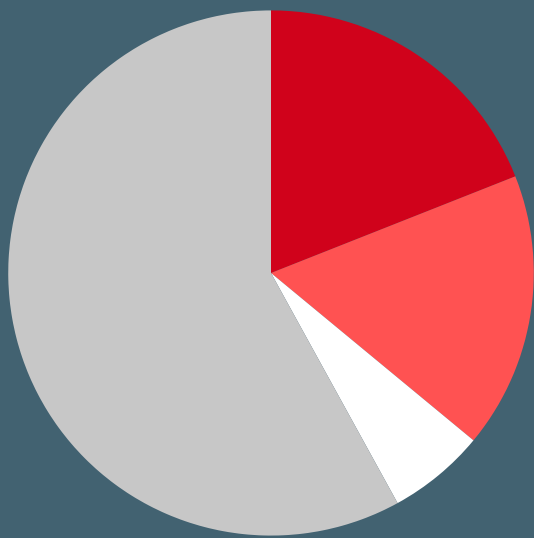
The category 'None of the above' has been excluded. The loss figures have been rounded to the nearest thousand (or hundred thousand over £1m).

BY LOSS

- 1 **£10.4M** MANDATE FRAUD
- 2 **£3.1M** CORPORATE EMPLOYEE FRAUD
- 3 **£3.1M** RETAIL FRAUD



BY VOLUME



- OTHER ADVANCE FEE (19%)
- ONLINE SHOPPING AND AUCTIONS (17%)
- TICKET FRAUD (6%)
- OTHER (58%)


The category 'None of the above' has been excluded. The loss figures have been rounded to the nearest thousand (or hundred thousand over £1m).

BY LOSS

- 1 **£136M** FRAUD BY ABUSE OF POSITION OF TRUST
- 2 **£17.1M** OTHER REGULATORY FRAUD
- 3 **£13.2M** OTHER FINANCIAL INVESTMENT

4 OUT OF 20 VICTIMS

IDENTIFIED AS VULNERABLE DURING THE REPORTING PROCESS



VULNERABLE

NO IDENTIFIED VULNERABILITY

18%

OF FRAUD VICTIMS REQUESTED VICTIM CARE



NO

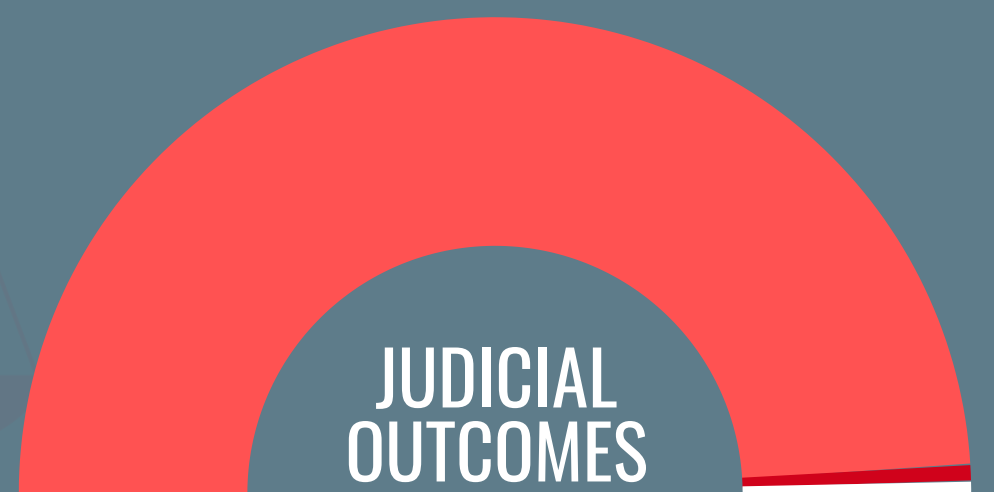
YES

10,706

CRIME REFERRALS

1,255

JUDICIAL OUTCOMES



Charged (98%) Caution (Adults) (1%) Community Resolution (1%) Others (0%)



30%

PHONE



13%

ONLINE SALES



13%

EMAIL