

# FRAUD PROFILE



## 2,185

TOTAL CRIMES REPORTED  
APR 2018 TO SEP 2018



+10%

## £4.9M

TOTAL VICTIM LOSSES  
APR 2018 TO SEP 2018



-5%



### 44%

OF REPORTS WERE FROM BUSINESSES

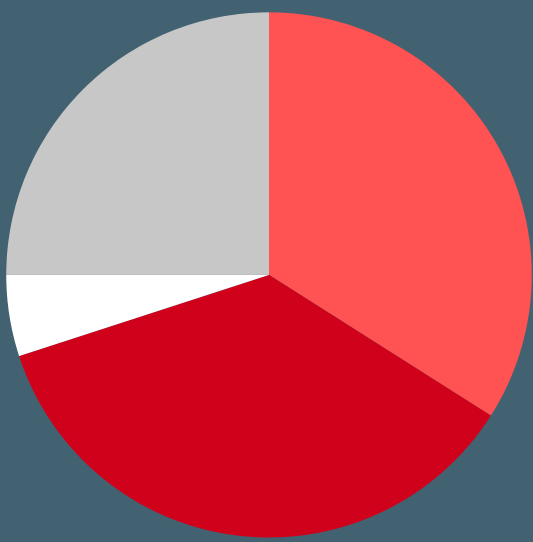


### 56%

OF REPORTS WERE FROM INDIVIDUALS



### BY VOLUME



- CHEQUE, PLASTIC CARD AND ONLINE BANK ACCOUNTS (36%)
- APPLICATION (34%)
- CONSUMER PHONE (5%)
- OTHER (25%)

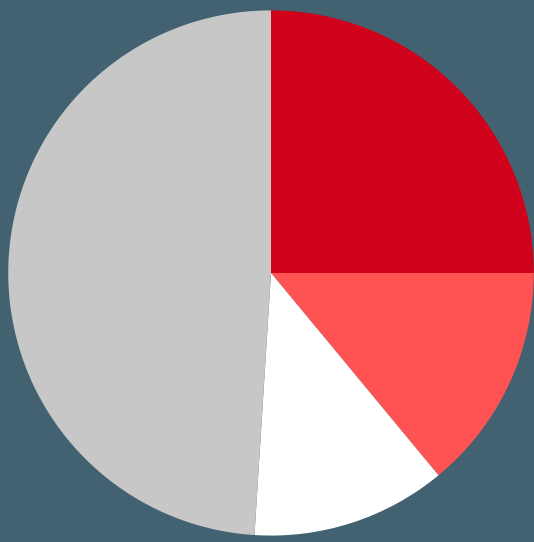
The category 'None of the above' has been excluded. The loss figures have been rounded to the nearest thousand (or hundred thousand over £1m).

### BY LOSS

- £252K FRAUD BY ABUSE OF POSITION OF TRUST
- £156K CORPORATE EMPLOYEE FRAUD
- £142K MANDATE FRAUD



### BY VOLUME



- OTHER (49%)
- OTHER ADVANCE FEE (25%)
- ONLINE SHOPPING AND AUCTION (14%)
- CHEQUE, PLASTIC CARD AND ONLINE BANK ACCOUNTS (12%)


The category 'None of the above' has been excluded. The loss figures have been rounded to the nearest thousand (or hundred thousand over £1m).

### BY LOSS

- £1.2M OTHER FINANCIAL INVESTMENT
- £375K FRAUD BY ABUSE OF POSITION OF TRUST
- £350K PRIME BANK GUARANTEES

## 4 OUT OF 20 VICTIMS

IDENTIFIED AS VULNERABLE DURING THE REPORTING PROCESS



VULNERABLE

NO IDENTIFIED VULNERABILITY

## 11%

OF FRAUD VICTIMS REQUESTED VICTIM CARE



NO

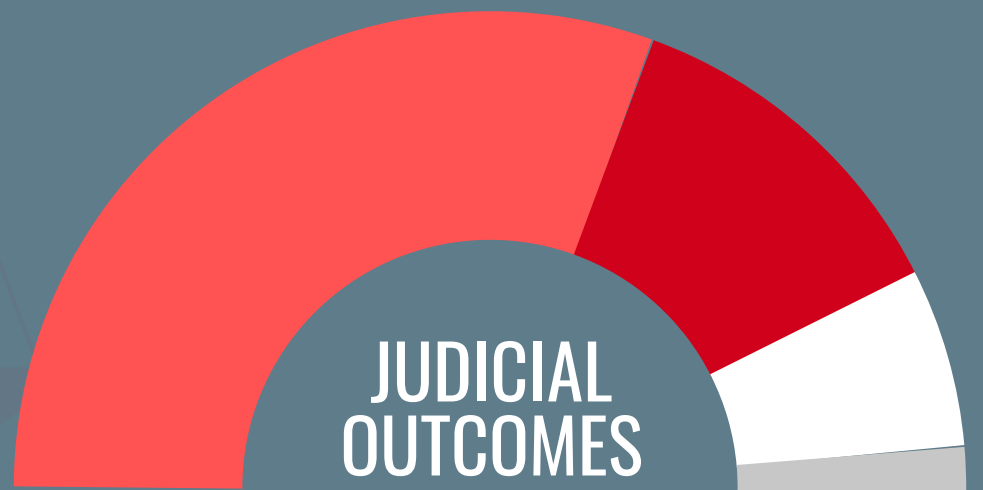
YES

## 121

CRIME REFERRALS

## 41

JUDICIAL OUTCOMES



Charged (61%) Caution (Adults) (24%) Community Resolution (12%) Others (3%)



## 40%

PHONE



## 12%

ONLINE SALES



## 9%

EMAIL