

FRAUD PROFILE



2,558

TOTAL CRIMES REPORTED
APR 2018 TO SEP 2018



+5%

£4.5M

TOTAL VICTIM LOSSES
APR 2018 TO SEP 2018



-15%



52%

OF REPORTS WERE FROM BUSINESSES

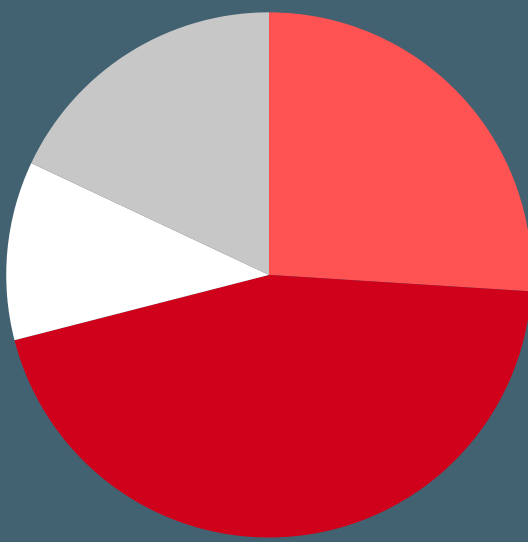


48%

OF REPORTS WERE FROM INDIVIDUALS



BY VOLUME



- CHEQUE, PLASTIC CARD AND ONLINE BANK ACCOUNTS (45%)
- APPLICATION (26%)
- INSURANCE (11%)
- OTHER (18%)

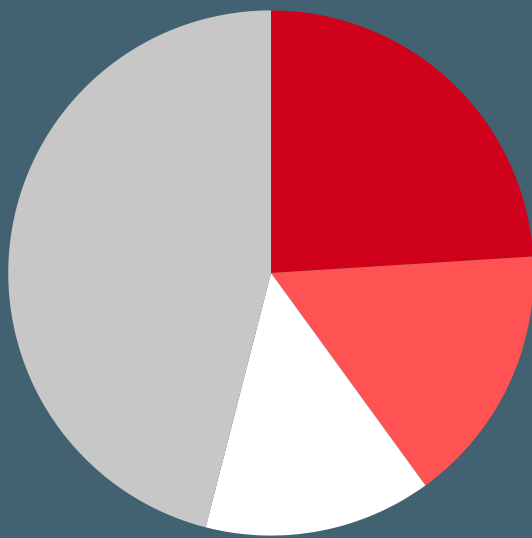
The category 'None of the above' has been excluded. The loss figures have been rounded to the nearest thousand (or hundred thousand over £1m).

BY LOSS

- £162K** FRAUD BY ABUSE OF POSITION OF TRUST
- £136K** CORPORATE EMPLOYEE FRAUD
- £90K** BUSINESS TRADING FRAUD



BY VOLUME



- OTHER ADVANCE FEE (24%)
- ONLINE SHOPPING AND AUCTIONS (16%)
- COMPUTER SOFTWARE SERVICE (14%)
- OTHER (46%)

The category 'None of the above' has been excluded. The loss figures have been rounded to the nearest thousand (or hundred thousand over £1m).

BY LOSS

- £1.1M** OTHER FINANCIAL INVESTMENT FRAUD
- £465K** MANDATE FRAUD
- £260K** OTHER ADVANCE FEE FRAUD

3 OUT OF 20 VICTIMS

IDENTIFIED AS VULNERABLE DURING THE REPORTING PROCESS

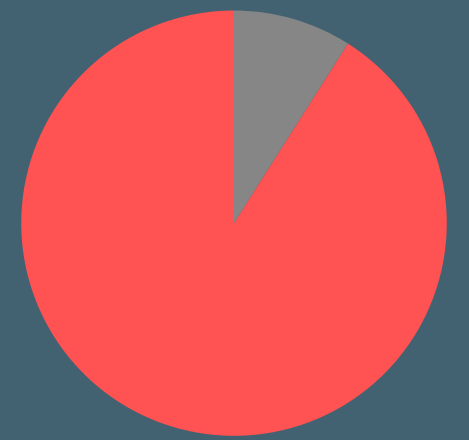


VULNERABLE

NO IDENTIFIED VULNERABILITY

9%

OF FRAUD VICTIMS REQUESTED VICTIM CARE



NO

YES

88

CRIME REFERRALS

0

JUDICIAL OUTCOMES



41%

PHONE



11%

EMAIL



10%

ONLINE SALES

NOT PROTECTIVELY MARKED