

FRAUD PROFILE



Northamptonshire Police



CITY OF LONDON POLICE

National Policing Lead For Fraud

3,774

TOTAL CRIMES REPORTED
APR 2018 TO SEP 2018



+13%

£7M

TOTAL VICTIM LOSSES
APR 2018 TO SEP 2018



+8%



68%

OF REPORTS WERE FROM BUSINESSES

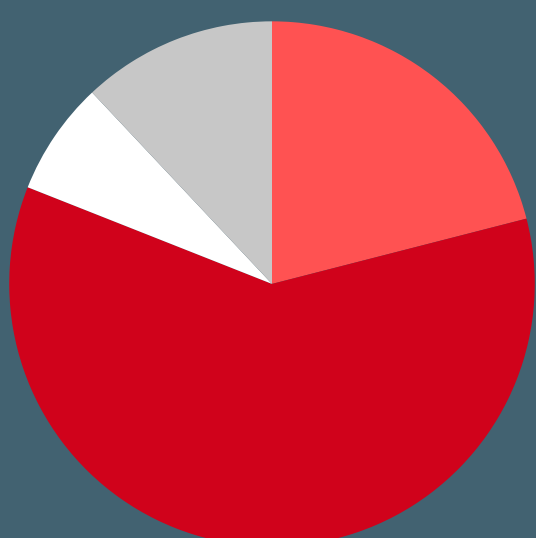


32%

OF REPORTS WERE FROM INDIVIDUALS



BY VOLUME



- CHEQUE, PLASTIC CARD AND ONLINE BANK ACCOUNTS (60%)
- APPLICATION (21%)
- RETAIL (7%)
- OTHER (12%)

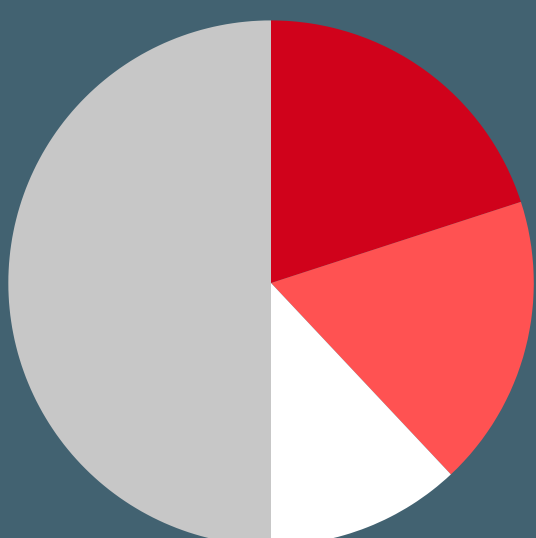
The category 'None of the above' has been excluded. The loss figures have been rounded to the nearest thousand (or hundred thousand over £1m).

BY LOSS

- £675K** CHEQUE, PLASTIC CARD AND ONLINE BANK ACCOUNTS
- £352K** CORPORATE EMPLOYEE FRAUD
- £303K** OTHER ADVANCE FEE FRAUDS



BY VOLUME



- OTHER ADVANCE FEE (20%)
- ONLINE SHOPPING AND AUCTIONS (18%)
- COMPUTER SOFTWARE SERVICE (12%)
- OTHER (50%)

The category 'None of the above' has been excluded. The loss figures have been rounded to the nearest thousand (or hundred thousand over £1m).

BY LOSS

- £635K** FRAUD BY ABUSE OF POSITION OF TRUST
- £335K** OTHER FINANCIAL INVESTMENT
- £224K** DATING SCAM

3 OUT OF 20 VICTIMS



IDENTIFIED AS VULNERABLE DURING THE REPORTING PROCESS



VULNERABLE



NO IDENTIFIED VULNERABILITY

12%

OF FRAUD VICTIMS REQUESTED VICTIM CARE



NO

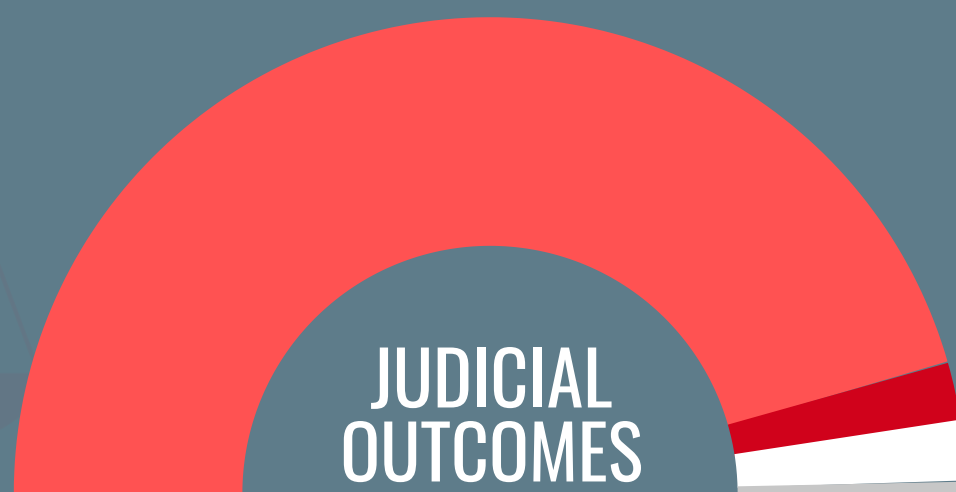
YES

468

CRIME REFERRALS

45

JUDICIAL OUTCOMES



Charged (91%) Cautions (Adults) (4%) Community Resolution (4%) Others (1%)



36%

PHONE



12%

ONLINE SALES



10%

IDENTITY