

FRAUD PROFILE



4,029

TOTAL CRIMES REPORTED
APR 2018 TO SEP 2018



+4%

£5.6M

TOTAL VICTIM LOSSES
APR 2018 TO SEP 2018



+48%



61%

OF REPORTS WERE FROM BUSINESSES

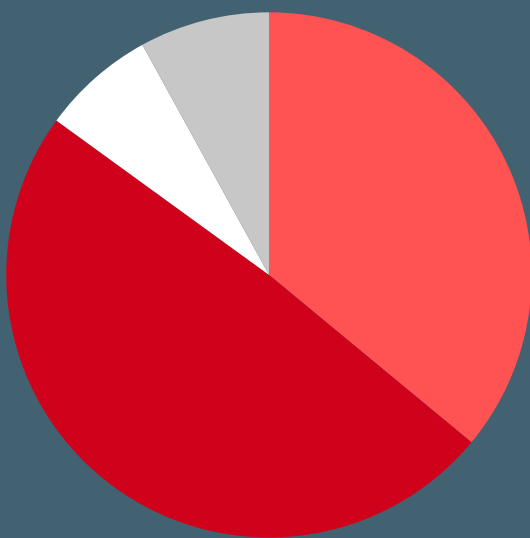


39%

OF REPORTS WERE FROM INDIVIDUALS



BY VOLUME



- CHEQUE, PLASTIC CARD AND ONLINE BANK ACCOUNTS (49%)
- APPLICATION (36%)
- TELECOM (7%)
- OTHER (8%)

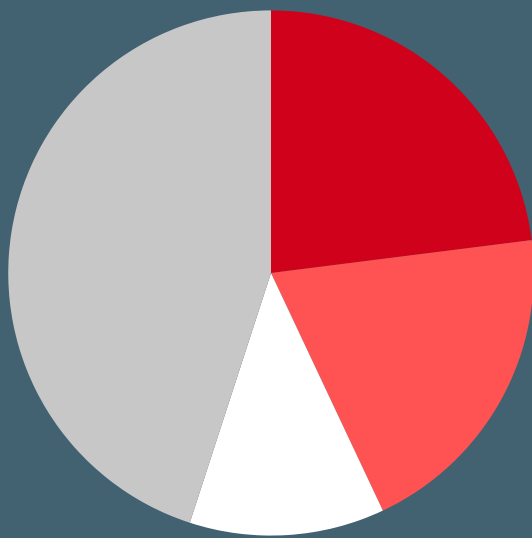
The category 'None of the above' has been excluded. The loss figures have been rounded to the nearest thousand (or hundred thousand over £1m).

BY LOSS

- £837K CORPORATE EMPLOYEE FRAUD
- £64K CHEQUE, PLASTIC CARD AND ONLINE BANK ACCOUNTS
- £63K RETAIL FRAUD



BY VOLUME




- OTHER ADVANCE FEE (23%)
- ONLINE SHOPPING AND AUCTIONS (20%)
- COMPUTER SOFTWARE SERVICE (12%)
- OTHER (45%)

The category 'None of the above' has been excluded. The loss figures have been rounded to the nearest thousand (or hundred thousand over £1m).

BY LOSS

- £889K OTHER FINANCIAL INVESTMENT
- £660K OTHER CONSUMER NON-INVESTMENT
- £377K MANDATE FRAUD

4 OUT OF 20 VICTIMS



IDENTIFIED AS VULNERABLE DURING THE REPORTING PROCESS



VULNERABLE



NO IDENTIFIED VULNERABILITY

13%

OF FRAUD VICTIMS REQUESTED VICTIM CARE



NO

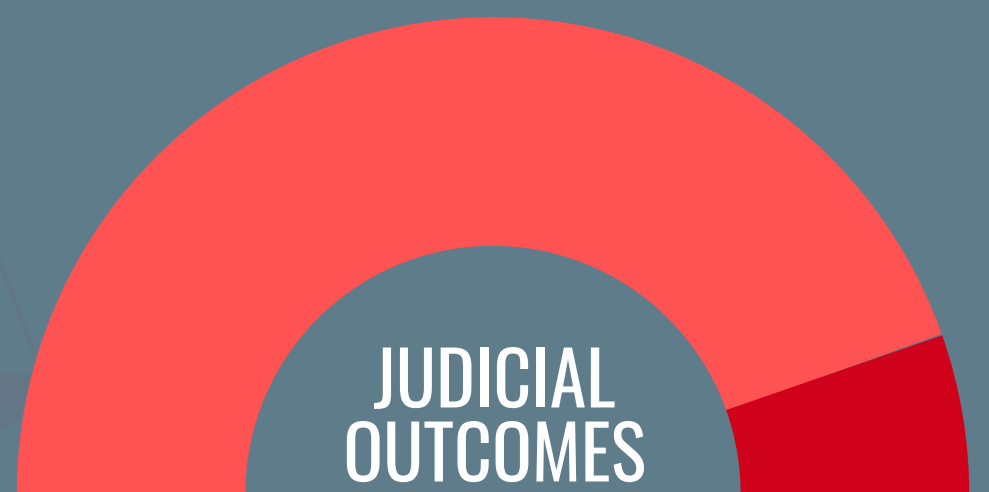
YES

151

CRIME REFERRALS

9

JUDICIAL OUTCOMES



Charged (89%) Cautions (Adults) (11%) Community Resolution (0%) Others (0%)



35%

PHONE



14%

ONLINE SALES



12%

IDENTITY