

FRAUD PROFILE



NOTTINGHAMSHIRE
POLICE
PROUD TO SERVE



CITY OF LONDON
POLICE
National Policing Lead For Fraud

4,977

TOTAL CRIMES REPORTED
APR 2018 TO SEP 2018



+16%

£6.7M

TOTAL VICTIM LOSSES
APR 2018 TO SEP 2018



-25%



60%

OF REPORTS WERE FROM BUSINESSES

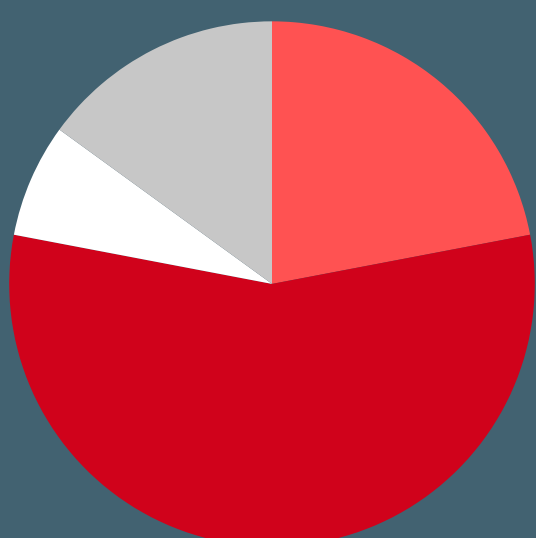


40%

OF REPORTS WERE FROM INDIVIDUALS



BY VOLUME



- CHEQUE, PLASTIC CARD AND ONLINE BANK ACCOUNTS (56%)
- APPLICATION (22%)
- TELECOM (7%)
- OTHER (15%)

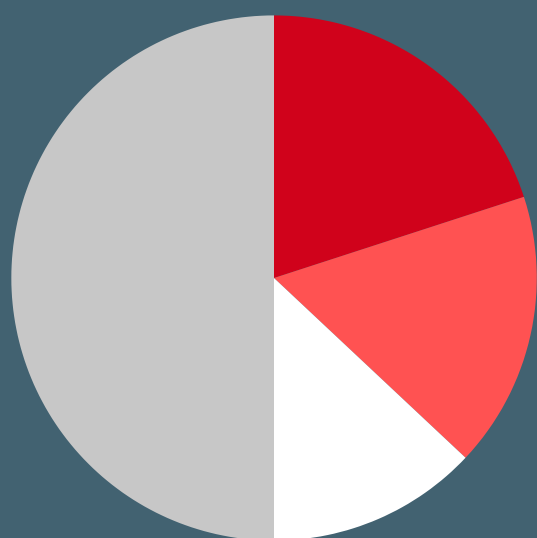
The category 'None of the above' has been excluded. The loss figures have been rounded to the nearest thousand (or hundred thousand over £1m).

BY LOSS

- 1 **£387K** CORPORATE EMPLOYEE FRAUD
- 2 **£334K** MANDATE FRAUD
- 3 **£187K** RETAIL FRAUD



BY VOLUME



- OTHER ADVANCE FEE (20%)
- ONLINE SHOPPING AND AUCTIONS (17%)
- CHEQUE, PLASTIC CARD AND ONLINE BANK ACCOUNTS (13%)
- OTHER (50%)

The category 'None of the above' has been excluded. The loss figures have been rounded to the nearest thousand (or hundred thousand over £1m).

BY LOSS

- 1 **£921K** CHEQUE, PLASTIC CARD AND ONLINE BANK ACCOUNTS
- 2 **£517K** OTHER FINANCIAL INVESTMENT
- 3 **£346K** DATING SCAM

3 OUT OF 20 VICTIMS



IDENTIFIED AS VULNERABLE DURING THE REPORTING PROCESS



VULNERABLE



NO IDENTIFIED VULNERABILITY

14%

OF FRAUD VICTIMS REQUESTED VICTIM CARE



NO

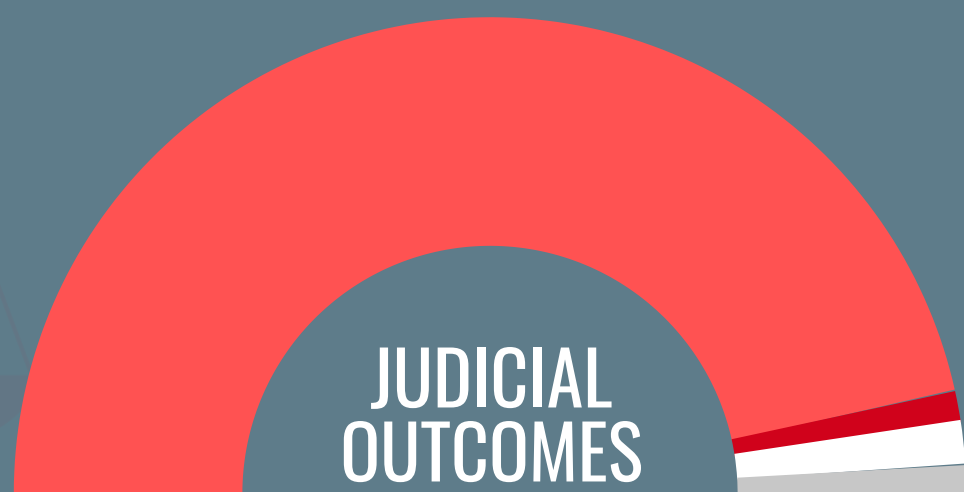
YES

222


CRIME REFERRALS

399

JUDICIAL OUTCOMES



Charged (93%) Caution (Adults) (2%) Community Resolution (3%) Others (2%)



31%

PHONE



13%

ONLINE SALES



12%

PRESENT