

FRAUD PROFILE



3,769

TOTAL CRIMES REPORTED
APR 2018 TO SEP 2018



+15%

£6.9M

TOTAL VICTIM LOSSES
APR 2018 TO SEP 2018



+41%



66%

OF REPORTS WERE FROM BUSINESSES

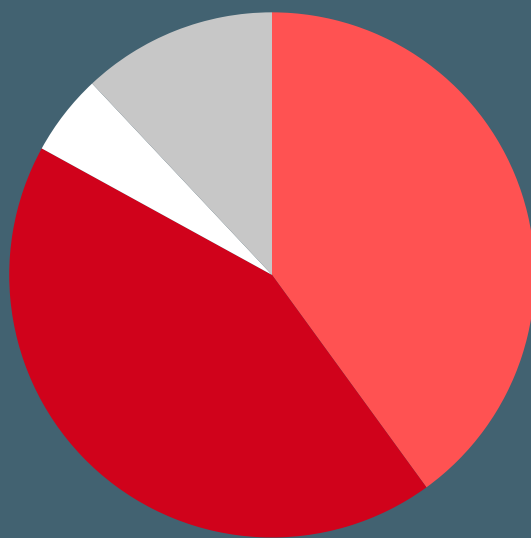


34%

OF REPORTS WERE FROM INDIVIDUALS



BY VOLUME



- CHEQUE, PLASTIC CARD AND ONLINE BANK ACCOUNTS (43%)
- APPLICATION (40%)
- TELECOM (5%)
- OTHER (12%)

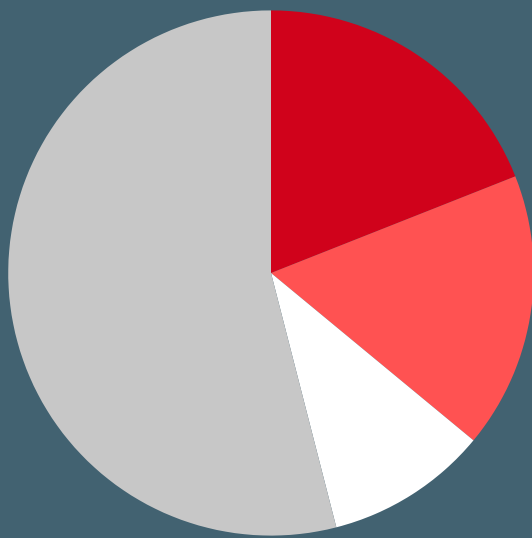
The category 'None of the above' has been excluded. The loss figures have been rounded to the nearest thousand (or hundred thousand over £1m).

BY LOSS

- 1 £754K MANDATE FRAUD
- 2 £217K CHEQUE, PLASTIC CARD AND ONLINE BANK ACCOUNTS
- 3 £215K CORPORATE EMPLOYEE FRAUD



BY VOLUME




- OTHER ADVANCE FEE (19%)
- ONLINE SHOPPING AND AUCTIONS (17%)
- COMPUTER SOFTWARE SERVICE (10%)
- OTHER (54%)

The category 'None of the above' has been excluded. The loss figures have been rounded to the nearest thousand (or hundred thousand over £1m).

BY LOSS

- 1 £785K OTHER FINANCIAL INVESTMENT
- 2 £300K MANDATE FRAUD
- 3 £248K FRAUD BY ABUSE OF POSITION OF TRUST

4 OUT OF 20 VICTIMS



IDENTIFIED AS VULNERABLE DURING THE REPORTING PROCESS



VULNERABLE



NO IDENTIFIED VULNERABILITY

15%

OF FRAUD VICTIMS REQUESTED VICTIM CARE



NO

YES

219

CRIME REFERRALS

54

JUDICIAL OUTCOMES



Charged (80%) Cautions (Adults) (9%) Community Resolution (9%) Others (2%)



34%

PHONE



14%

ONLINE SALES



12%

EMAIL