

FRAUD PROFILE



6,340

TOTAL CRIMES REPORTED
APR 2018 TO SEP 2018



+1%

£13.3M

TOTAL VICTIM LOSSES
APR 2018 TO SEP 2018



-20%



58%

OF REPORTS WERE FROM BUSINESSES

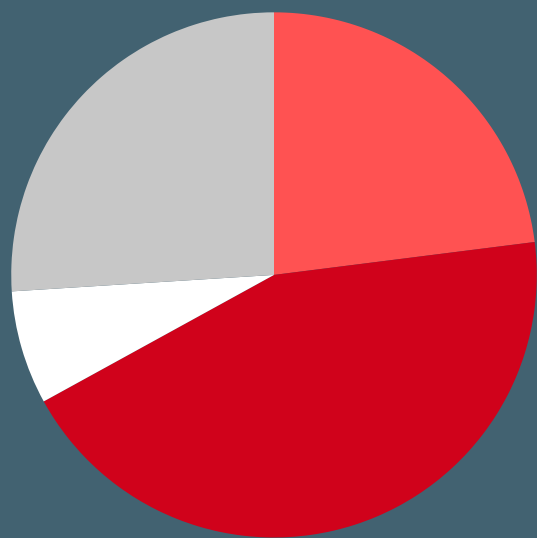


42%

OF REPORTS WERE FROM INDIVIDUALS



BY VOLUME



- CHEQUE, PLASTIC CARD AND ONLINE BANK ACCOUNTS (44%)
- APPLICATION (23%)
- TELECOMS (7%)
- OTHER (26%)

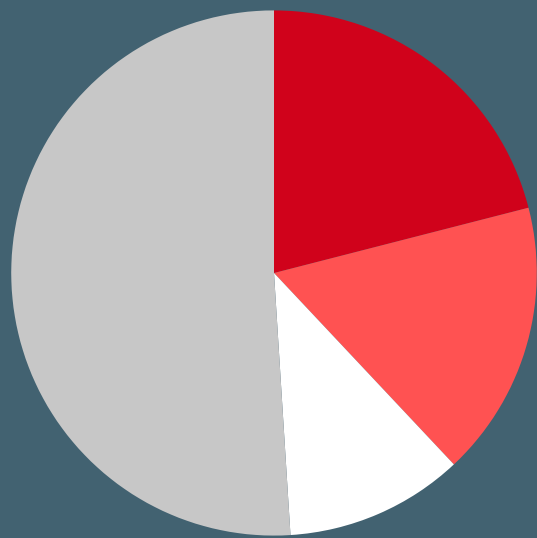
The category 'None of the above' has been excluded. The loss figures have been rounded to the nearest thousand (or hundred thousand over £1m).

BY LOSS

- 1 **£627K** MANDATE FRAUD
- 2 **£181K** CORPORATE EMPLOYEE FRAUD
- 3 **£122K** RETAIL FRAUD



BY VOLUME



- OTHER ADVANCE FEE (21%)
- ONLINE SHOPPING AND AUCTIONS (17%)
- COMPUTER SOFTWARE SERVICE (11%)
- OTHER (51%)

The category 'None of the above' has been excluded. The loss figures have been rounded to the nearest thousand (or hundred thousand over £1m).

BY LOSS

- 1 **£1.8M** OTHER FINANCIAL INVESTMENT
- 2 **£901K** DOOR TO DOOR SALES AND BOGUS TRADEMENS
- 3 **£688K** OTHER ADVANCE FEE FRAUDS

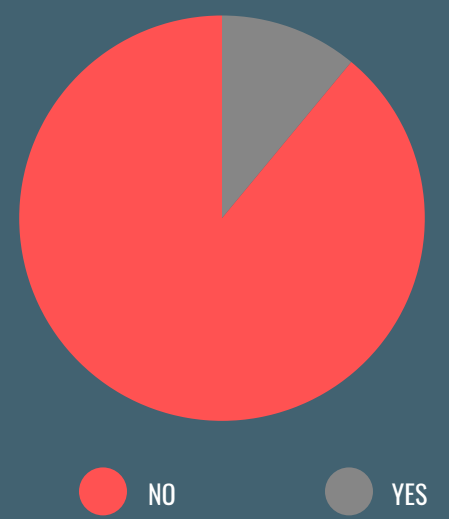
3 OUT OF 20 VICTIMS

IDENTIFIED AS VULNERABLE DURING THE REPORTING PROCESS



11%

OF FRAUD VICTIMS REQUESTED VICTIM CARE



327

CRIME REFERRALS

104

JUDICIAL OUTCOMES



33%

PHONE



13%

EMAIL



13%

ONLINE SALES