

FRAUD PROFILE

12,248

TOTAL CRIMES REPORTED
APR 2018 TO SEP 2018



+10%

£28.1M

TOTAL VICTIM LOSSES
APR 2018 TO SEP 2018



+10%



66%

OF REPORTS WERE FROM BUSINESSES

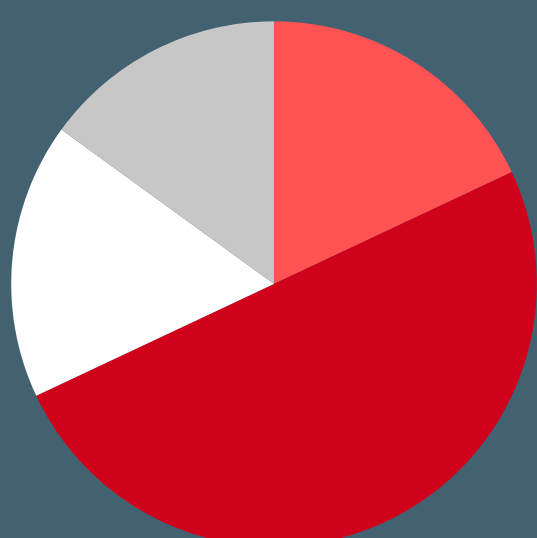


34%

OF REPORTS WERE FROM INDIVIDUALS



BY VOLUME



- CHEQUE, PLASTIC CARD AND ONLINE BANK ACCOUNTS (50%)
- APPLICATION (18%)
- TELECOMS (17%)
- OTHER (15%)

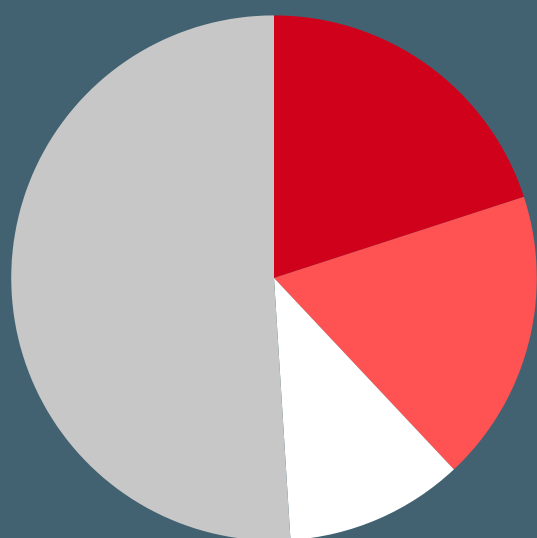
The category 'None of the above' has been excluded. The loss figures have been rounded to the nearest thousand (or hundred thousand over £1m).

BY LOSS

- 1 £1.8M MANDATE FRAUD
- 2 £1.2M CORPORATE EMPLOYEE FRAUD
- 3 £507K TELECOM INDUSTRY FRAUD (MISUSE OF CONTRACTS)



BY VOLUME




- OTHER ADVANCE FEE (20%)
- ONLINE SHOPPING AND AUCTIONS (18%)
- COMPUTER SOFTWARE SERVICE (11%)
- OTHER (51%)

The category 'None of the above' has been excluded. The loss figures have been rounded to the nearest thousand (or hundred thousand over £1m).

BY LOSS

- 1 £2.8M OTHER FINANCIAL INVESTMENT
- 2 £1.9M OTHER CONSUMER NON INVESTMENT FRAUD
- 3 £1.6M DOOR TO DOOR SALES AND BOGUS TRADESMEN

3 OUT OF 20 VICTIMS



IDENTIFIED AS VULNERABLE DURING THE REPORTING PROCESS



11%

OF FRAUD VICTIMS REQUESTED VICTIM CARE



NO YES

484

CRIME REFERRALS

58

JUDICIAL OUTCOMES



Charged (74%) Cautions (Adults) (17%) Community Resolution (7%) Others (2%)



32%

PHONE



15%

IDENTITY



14%

PRESENT

NOT PROTECTIVELY MARKED