

# FRAUD PROFILE



## 3,015

TOTAL CRIMES REPORTED  
APR 2018 TO SEP 2018



+19%

## £5.1M

TOTAL VICTIM LOSSES  
APR 2018 TO SEP 2018



+33%



## 59%

OF REPORTS WERE FROM BUSINESSES

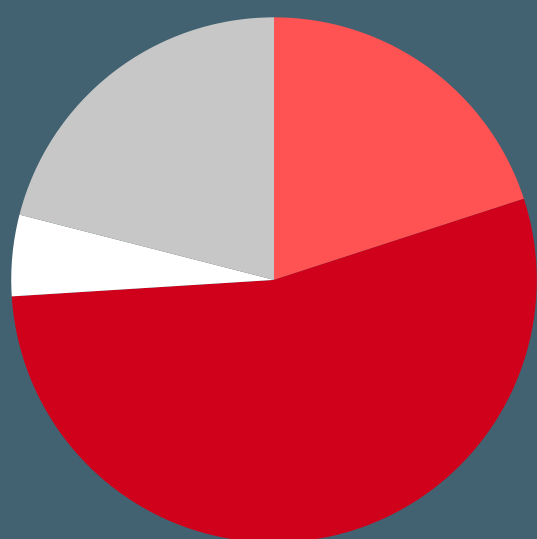


## 41%

OF REPORTS WERE FROM INDIVIDUALS



### BY VOLUME



- CHEQUE, PLASTIC CARD AND ONLINE BANK ACCOUNTS (54%)
- APPLICATION (20%)
- TELECOMS (5%)
- OTHER (21%)

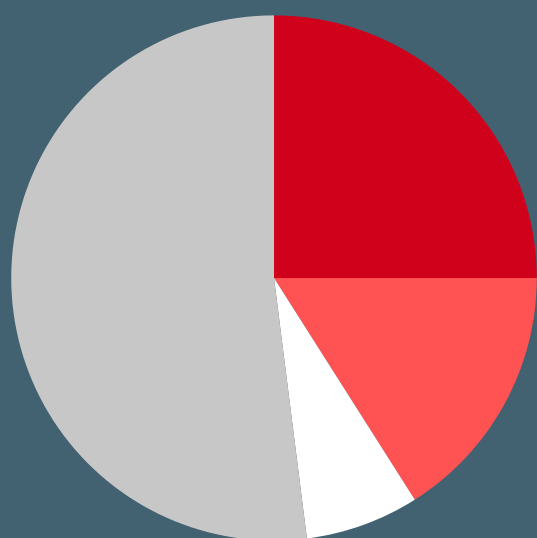
The category 'None of the above' has been excluded. The loss figures have been rounded to the nearest thousand (or hundred thousand over £1m).

### BY LOSS

- 1 **£1.7M** FALSE ACCOUNTING
- 2 **£144K** INSURANCE RELATED FRAUD
- 3 **£92K** MANDATE FRAUD



### BY VOLUME



- OTHER ADVANCE FEE (25%)
- ONLINE SHOPPING AND AUCTIONS (16%)
- COMPUTER SOFTWARE SERVICE (7%)
- OTHER (52%)

The category 'None of the above' has been excluded. The loss figures have been rounded to the nearest thousand (or hundred thousand over £1m).

### BY LOSS

- 1 **£318K** OTHER FINANCIAL INVESTMENT
- 2 **£243K** OTHER ADVANCE FEE FRAUD
- 3 **£225K** MANDATE FRAUD

## 3 OUT OF 20 VICTIMS



IDENTIFIED AS VULNERABLE DURING THE REPORTING PROCESS



VULNERABLE



NO IDENTIFIED VULNERABILITY

## 10%

OF FRAUD VICTIMS REQUESTED VICTIM CARE



NO

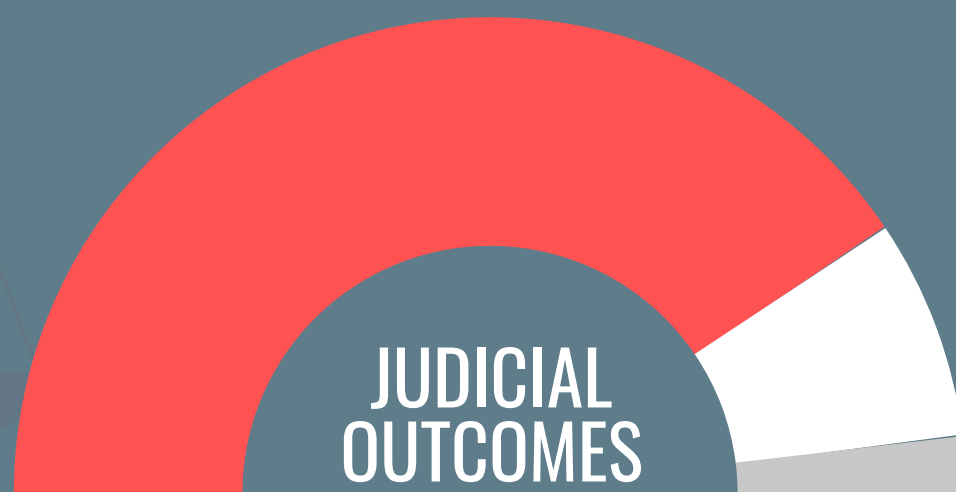
YES

## 178

CRIME REFERRALS

## 26

JUDICIAL OUTCOMES



Charged (81%) Cautions (Adults) (0%) Community Resolution (15%) Others (4%)



## 39%

PHONE



## 12%

ONLINE SALES



## 11%

EMAIL