

# FRAUD PROFILE



SERVING - PROTECTING - MAKING THE DIFFERENCE



National Policing Lead For Fraud

## 4,478

TOTAL CRIMES REPORTED  
APR 2018 TO SEP 2018



+17%

## £9.9M

TOTAL VICTIM LOSSES  
APR 2018 TO SEP 2018



+50%



## 53%

OF REPORTS WERE FROM BUSINESSES

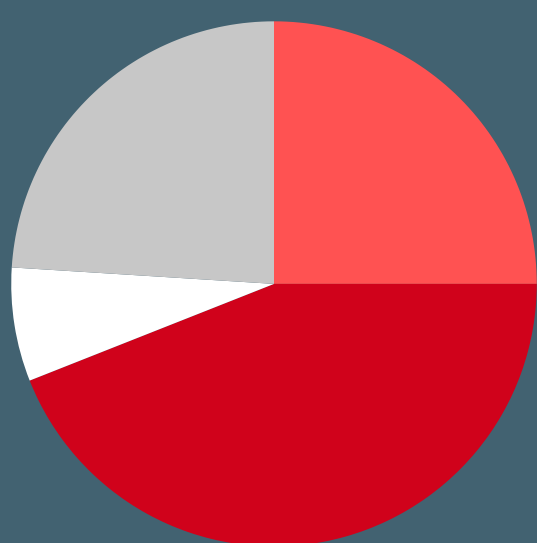


## 47%

OF REPORTS WERE FROM INDIVIDUALS



### BY VOLUME



- CHEQUE, PLASTIC CARD AND ONLINE BANK ACCOUNTS (44%)
- APPLICATION (25%)
- INSURANCE RELATED (7%)
- OTHER (24%)

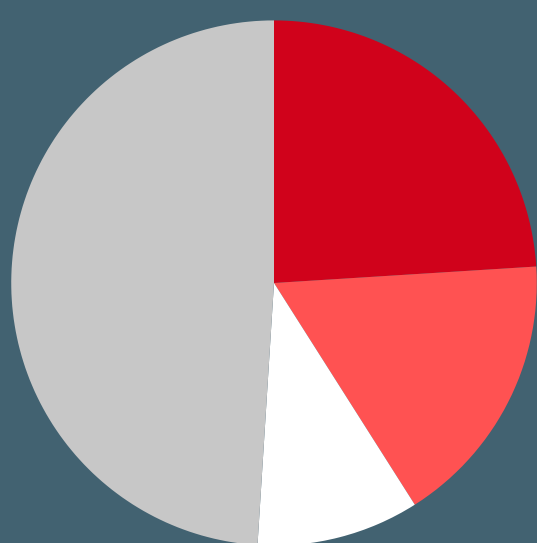
The category 'None of the above' has been excluded. The loss figures have been rounded to the nearest thousand (or hundred thousand over £1m).

### BY LOSS

- 1 **£431K** MANDATE FRAUD
- 2 **£99K** FRAUD BY ABUSE OF POSITION OF TRUST
- 3 **£98K** CONSUMER PHONE FRAUD



### BY VOLUME



- OTHER ADVANCE FEE (24%)
- ONLINE SHOPPING AND AUCTIONS (17%)
- COMPUTER SOFTWARE SERVICE (10%)
- OTHER (49%)

The category 'None of the above' has been excluded. The loss figures have been rounded to the nearest thousand (or hundred thousand over £1m).

### BY LOSS

- 1 **£2.3M** OTHER FINANCIAL INVESTMENT
- 2 **£1.6M** MANDATE FRAUD
- 3 **£328K** COMPUTER SOFTWARE SERVICE FRAUD

## 3 OUT OF 20 VICTIMS



IDENTIFIED AS VULNERABLE DURING THE REPORTING PROCESS



VULNERABLE



NO IDENTIFIED VULNERABILITY

## 10%

OF FRAUD VICTIMS REQUESTED VICTIM CARE



NO

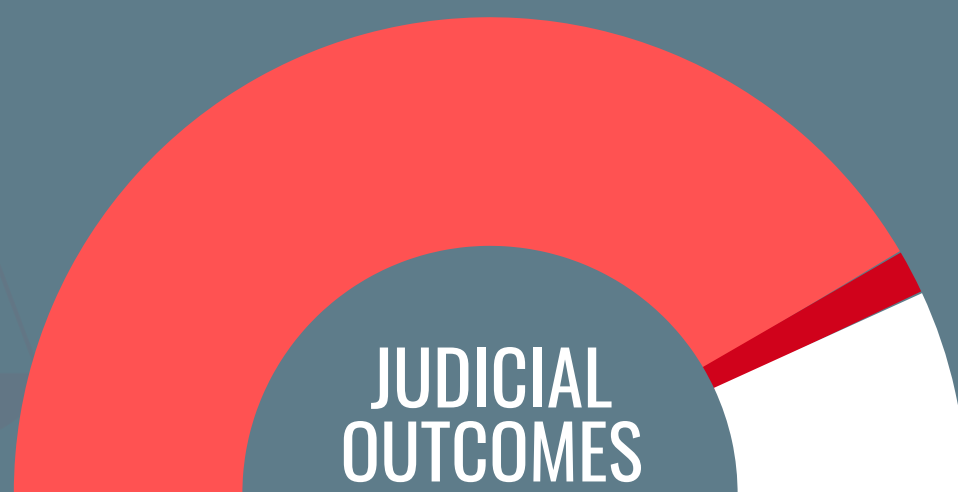
YES

## 148

CRIME REFERRALS

## 29

JUDICIAL OUTCOMES



Charged (83%) Cautions (Adults) (3%) Community Resolution (14%) Others (0%)



## 37%

PHONE



## 13%

ONLINE SALES



## 11%

EMAIL