

FRAUD PROFILE



2,505

TOTAL CRIMES REPORTED
APR 2018 TO SEP 2018



+13%

£4.8M

TOTAL VICTIM LOSSES
APR 2018 TO SEP 2018



-27%



53%

OF REPORTS WERE FROM BUSINESSES

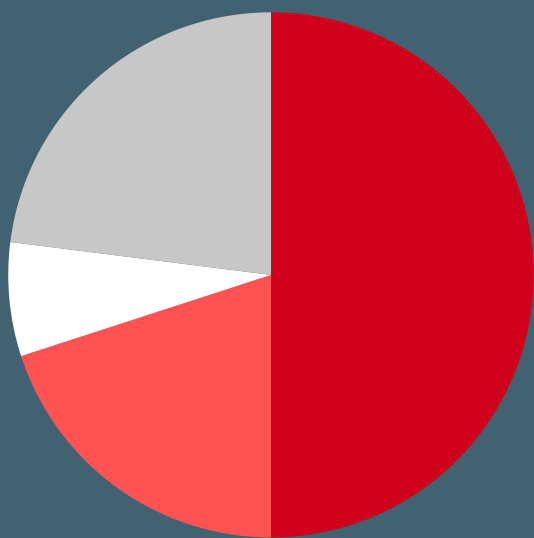


47%

OF REPORTS WERE FROM INDIVIDUALS



BY VOLUME



- CHEQUE, PLASTIC CARD AND ONLINE BANK ACCOUNTS (50%)
- APPLICATION (20%)
- TELECOMS (7%)
- OTHER (23%)

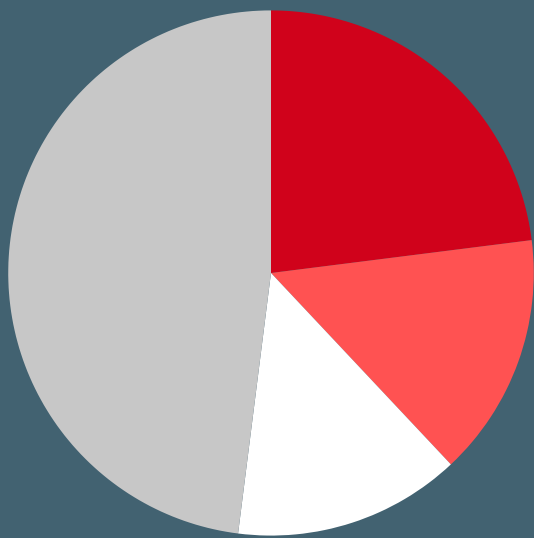
The category 'None of the above' has been excluded. The loss figures have been rounded to the nearest thousand (or hundred thousand over £1m).

BY LOSS

- 1 **£695K** MANDATE FRAUD
- 2 **£140K** CORPORATE EMPLOYEE FRAUD
- 3 **£93K** CHEQUE, PLASTIC CARD AND ONLINE BANK ACCOUNTS



BY VOLUME



- OTHER ADVANCE FEE (23%)
- ONLINE SHOPPING AND AUCTIONS (15%)
- COMPUTER SOFTWARE SERVICE (14%)
- OTHER (48%)

The category 'None of the above' has been excluded. The loss figures have been rounded to the nearest thousand (or hundred thousand over £1m).

BY LOSS

- 1 **£517K** OTHER FINANCIAL INVESTMENT
- 2 **£295K** MANDATE FRAUD
- 3 **£247K** DATING SCAM

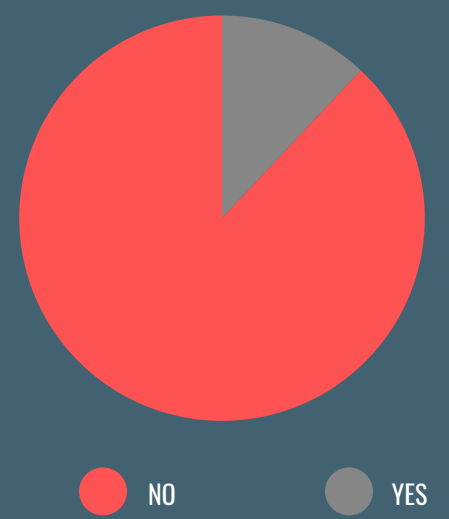
4 OUT OF 20 VICTIMS

IDENTIFIED AS VULNERABLE DURING THE REPORTING PROCESS



12%

OF FRAUD VICTIMS REQUESTED VICTIM CARE



104

CRIME REFERRALS

80

JUDICIAL OUTCOMES



Charged (74%) Caution (Adults) (13%) Community Resolution (6%) Others (7%)



33%

PHONE



11%

PRESENT



11%

ONLINE SALES