

FRAUD PROFILE



8,538

TOTAL CRIMES REPORTED
APR 2018 TO MAR 2019



+24.9%

£8.1M

TOTAL VICTIM LOSSES
APR 2018 TO MAR 2019



+2.7%



70%

OF REPORTS WERE FROM BUSINESSES

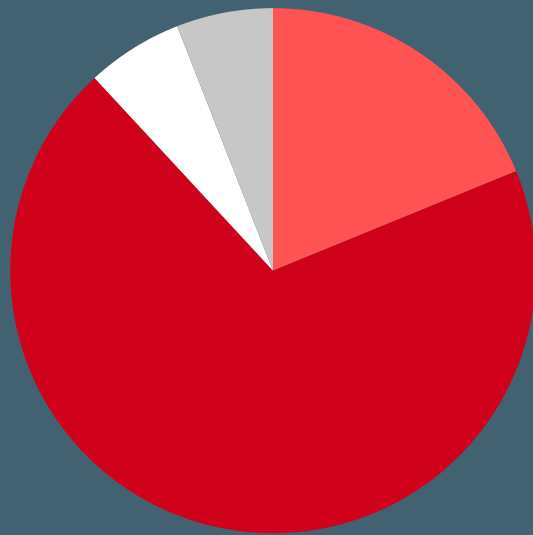


30%

OF REPORTS WERE FROM INDIVIDUALS



BY VOLUME



- CHEQUE, PLASTIC CARD AND ONLINE BANK ACCOUNTS (70%)
- APPLICATION FRAUD (19%)
- TELECOM FRAUD (6%)
- OTHER (6%)

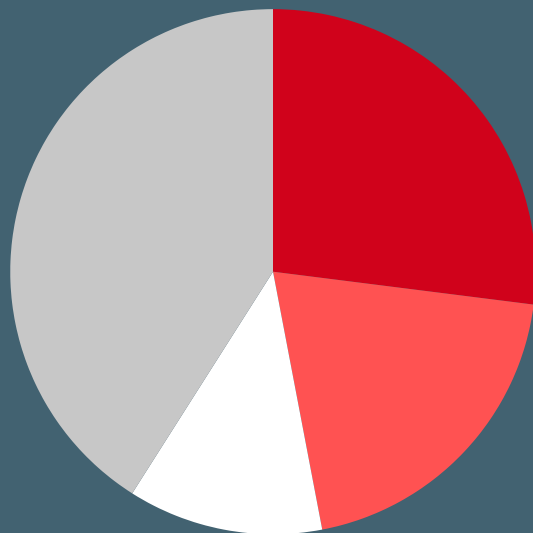
BY LOSS

- 1 **£686K** MANDATE FRAUD
- 2 **£294K** CHEQUE, PLASTIC CARD AND ONLINE BANK ACCOUNTS
- 3 **£212K** CORPORATE EMPLOYEE FRAUD

The category 'None of the above' has been excluded. The loss figures have been rounded to the nearest thousand (or hundred thousand over £1m).



BY VOLUME



- ONLINE SHOPPING AND AUCTIONS (27%)
- OTHER ADVANCE FEE FRAUD (20%)
- COMPUTER SOFTWARE SERVICE FRAUD (12%)
- OTHER (41%)

BY LOSS

- 1 **£967K** SHARE SALES OR BOILER ROOM FRAUD
- 2 **£963K** OTHER FINANCIAL INVESTMENT
- 3 **£590K** DATING SCAM

The category 'None of the above' has been excluded. The loss figures have been rounded to the nearest thousand (or hundred thousand over £1m).




88%

OF FRAUD WAS CYBER ENABLED

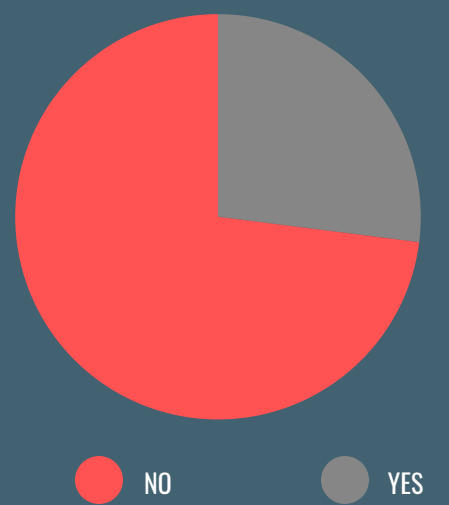
3

OUT OF 10 VICTIMS NEGATIVELY IMPACTED BY THE FRAUD



27%

OF FRAUD VICTIMS REQUESTED VICTIM CARE



NO YES

453

DISSEMINATIONS FOR ENFORCEMENT

39

JUDICIAL OUTCOMES



Charged (74%) Community Resolution (18%) Caution (Adults) (3%) Others (5%)