

FRAUD PROFILE



8,157

TOTAL CRIMES REPORTED
APR 2018 TO MAR 2019



+11.4%

£16.9M

TOTAL VICTIM LOSSES
APR 2018 TO MAR 2019



+23.4%



56%

OF REPORTS WERE FROM BUSINESSES

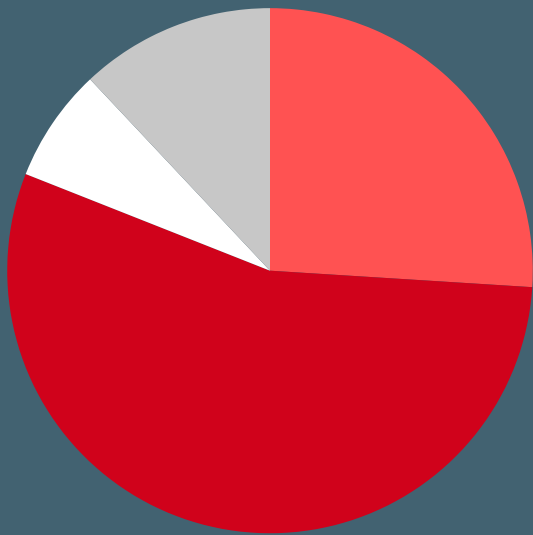


44%

OF REPORTS WERE FROM INDIVIDUALS



BY VOLUME



- CHEQUE, PLASTIC CARD AND ONLINE BANK ACCOUNTS (55%)
- APPLICATION FRAUD (26%)
- TELECOM INDUSTRY FRAUD (7%)
- OTHER (12%)

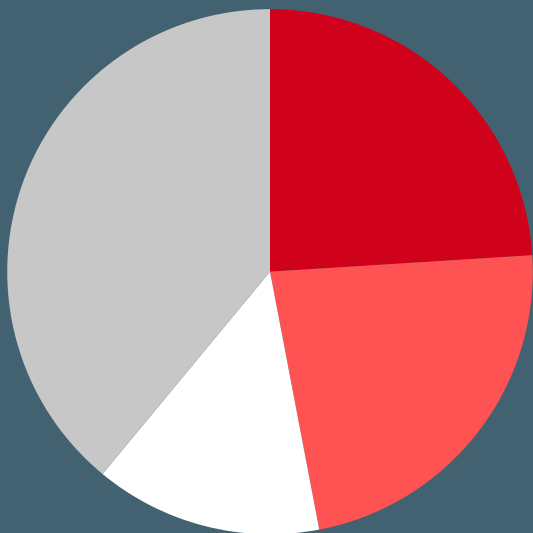
The category 'None of the above' has been excluded. The loss figures have been rounded to the nearest thousand (or hundred thousand over £1m).

BY LOSS

- 1 £2.1M CHEQUE, PLASTIC CARD AND ONLINE BANK ACCOUNTS
- 2 £884K CORPORATE EMPLOYEE FRAUD
- 3 £523K OTHER CONSUMER NON INVESTMENT FRAUD



BY VOLUME



- ONLINE SHOPPING AND AUCTIONS (24%)
- OTHER ADVANCE FEE FRAUDS (23%)
- COMPUTER SOFTWARE SERVICE FRAUD (14%)
- OTHER (39%)

The category 'None of the above' has been excluded. The loss figures have been rounded to the nearest thousand (or hundred thousand over £1m).

BY LOSS


- 1 £2.1M OTHER FINANCIAL INVESTMENT
- 2 £1.1M MANDATE FRAUD
- 3 £957K OTHER CONSUMER NON INVESTMENT FRAUD



83%

OF FRAUD WAS CYBER ENABLED

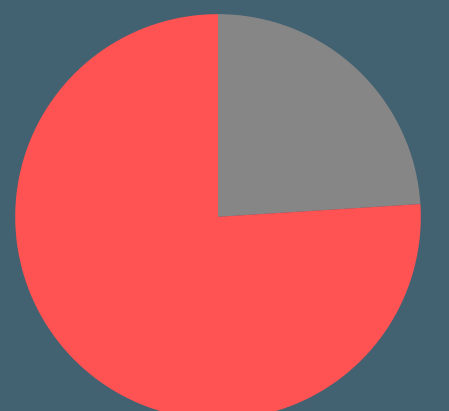
3



OUT OF 10 VICTIMS NEGATIVELY IMPACTED BY THE FRAUD

24%

OF FRAUD VICTIMS REQUESTED VICTIM CARE




NO YES

348

DISSEMINATIONS FOR ENFORCEMENT

43

JUDICIAL OUTCOMES



Charged (89%) Caution (Adults) (2%) Community Resolution (2%) Others (7%)