

FRAUD PROFILE

762

TOTAL CRIMES REPORTED
APR 2018 TO MAR 2019



+47.4%

£31.1M

TOTAL VICTIM LOSSES
APR 2018 TO MAR 2019



+89.4%



85%

OF REPORTS WERE
FROM BUSINESSES

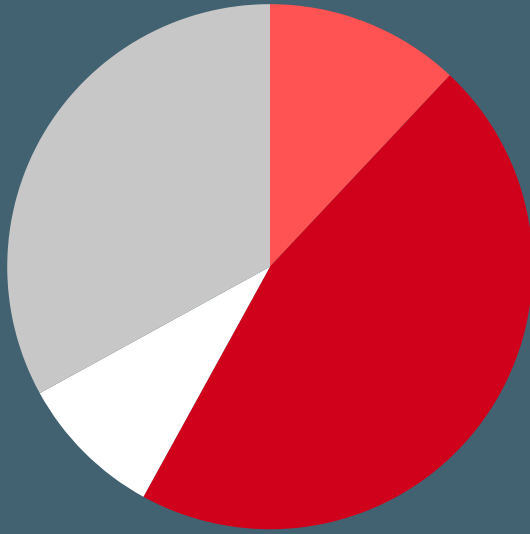


15%

OF REPORTS WERE
FROM INDIVIDUALS



BY VOLUME



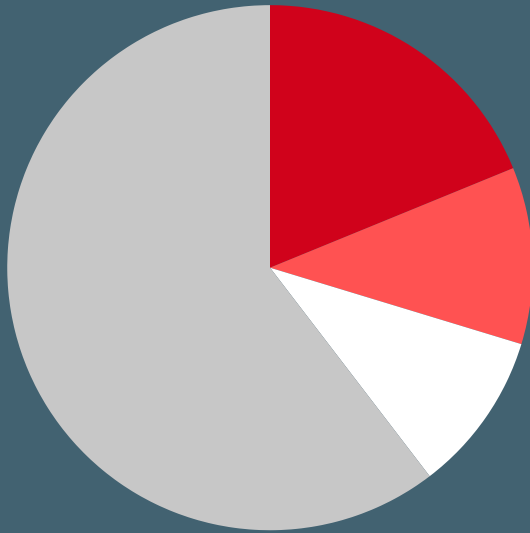
- CHEQUE, PLASTIC CARD AND ONLINE BANK ACCOUNTS (46%)
- MANDATE FRAUD (12%)
- OTHER CONSUMER NON INVESTMENT FRAUD (9%)
- OTHER (33%)

The category 'None of the above' has been excluded. The loss figures have been rounded to the nearest thousand (or hundred thousand over £1m).

- ### BY LOSS
- 1 **£11.5M** CHEQUE, PLASTIC CARD AND ONLINE BANK ACCOUNTS
 - 2 **£3.2M** MANDATE FRAUD
 - 3 **£2.2M** CORPORATE EMPLOYEE FRAUD



BY VOLUME



- ONLINE SHOPPING AND AUCTIONS (19%)
- OTHER CONSUMER NON INVESTMENT FRAUD (11%)
- TICKET FRAUD (10%)
- OTHER (61%)

The category 'None of the above' has been excluded. The loss figures have been rounded to the nearest thousand (or hundred thousand over £1m).

- ### BY LOSS
- 1 **£1.5M** CORPORATE EMPLOYEE FRAUD
 - 2 **£155K** MANDATE FRAUD
 - 3 **£146K** OTHER FINANCIAL INVESTMENT




63%

OF FRAUD WAS
CYBER
ENABLED

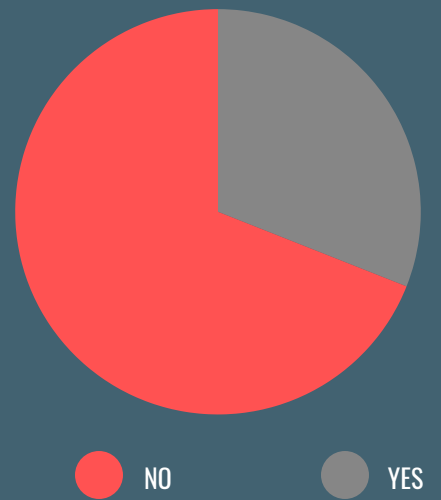
2

OUT
OF 10
VICTIMS
NEGATIVELY IMPACTED
BY THE FRAUD



31%

OF FRAUD
VICTIMS
REQUESTED
VICTIM CARE




530

DISSEMINATIONS FOR
ENFORCEMENT

391

JUDICIAL OUTCOMES



Charged (84%) Caution (Adults) (14%) Community Resolution (1%) Others (1%)