

FRAUD PROFILE



4,203

TOTAL CRIMES REPORTED
APR 2018 TO MAR 2019



+16.4%

£3.8M

TOTAL VICTIM LOSSES
APR 2018 TO MAR 2019



+38.2%



62%

OF REPORTS WERE FROM BUSINESSES

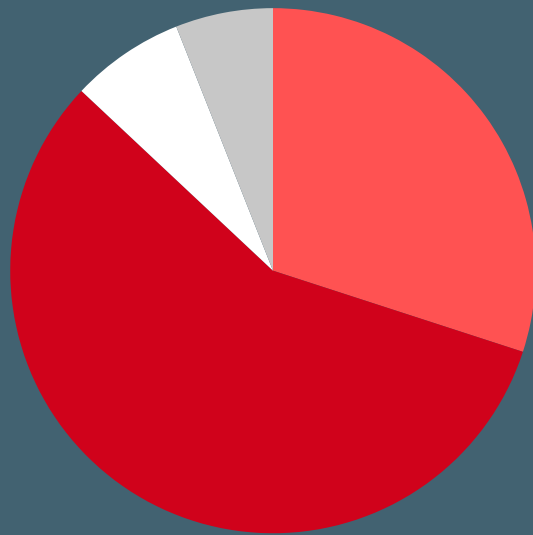


38%

OF REPORTS WERE FROM INDIVIDUALS



BY VOLUME



- CHEQUE, PLASTIC CARD AND ONLINE BANK ACCOUNTS (57%)
- APPLICATION FRAUD (30%)
- TELECOM INDUSTRY FRAUD (7%)
- OTHER (6%)

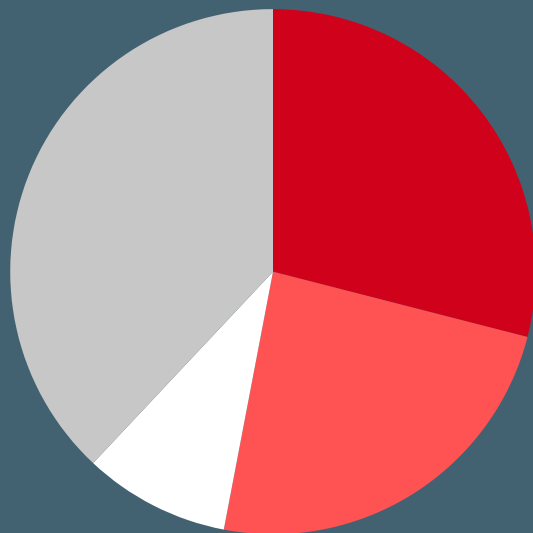
The category 'None of the above' has been excluded. The loss figures have been rounded to the nearest thousand (or hundred thousand over £1m).

BY LOSS

- 1 **£161K** CHEQUE, PLASTIC CARD AND ONLINE BANK ACCOUNTS
- 2 **£116K** OTHER FINANCIAL INVESTMENT
- 3 **£82K** MANDATE FRAUD



BY VOLUME



- ONLINE SHOPPING AND AUCTIONS (29%)
- OTHER ADVANCE FEE FRAUD (24%)
- COMPUTER SOFTWARE SERVICE FRAUD (9%)
- OTHER (38%)

The category 'None of the above' has been excluded. The loss figures have been rounded to the nearest thousand (or hundred thousand over £1m).

BY LOSS

- 1 **£580K** CHEQUE, PLASTIC CARD AND ONLINE BANK ACCOUNTS
- 2 **£377K** DATING SCAM
- 3 **£354K** OTHER FINANCIAL INVESTMENT




87%

OF FRAUD WAS CYBER ENABLED

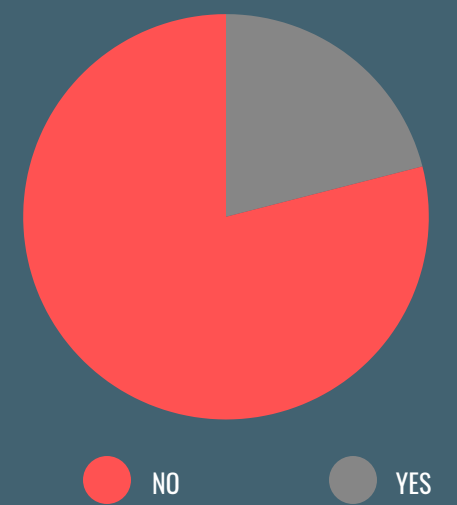
3

OUT OF 10 VICTIMS NEGATIVELY IMPACTED BY THE FRAUD



21%

OF FRAUD VICTIMS REQUESTED VICTIM CARE



206

DISSEMINATIONS FOR ENFORCEMENT

55

JUDICIAL OUTCOMES



Charged (77%) Caution (Adults) (18%) Community Resolution (5%) Others (0%)