

FRAUD PROFILE



3,077

TOTAL CRIMES REPORTED
APR 2018 TO MAR 2019



+15.3%

£7M

TOTAL VICTIM LOSSES
APR 2018 TO MAR 2019



+90.9%



50%

OF REPORTS WERE FROM BUSINESSES

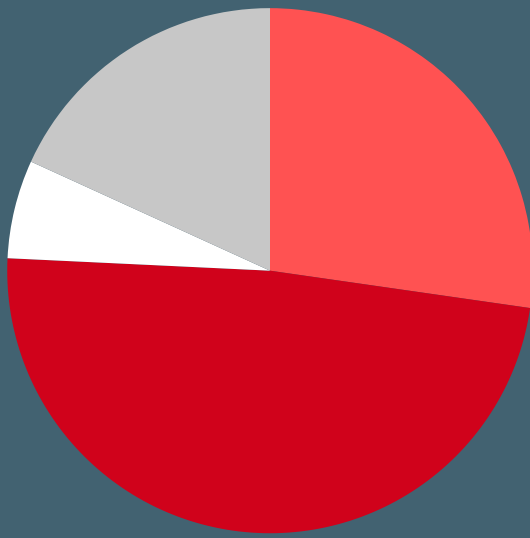
=

50%

OF REPORTS WERE FROM INDIVIDUALS



BY VOLUME



- CHEQUE, PLASTIC CARD AND ONLINE BANK ACCOUNTS (48%)
- APPLICATION FRAUD (27%)
- TELECOM INDUSTRY FRAUD (6%)
- OTHER (18%)

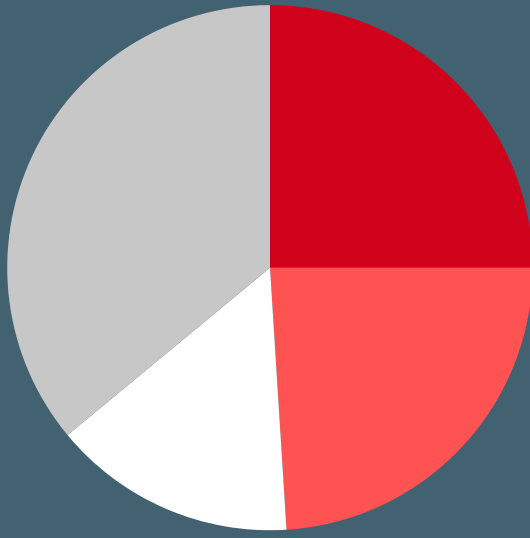
The category 'None of the above' has been excluded. The loss figures have been rounded to the nearest thousand (or hundred thousand over £1m).

BY LOSS

- 1 **£485K** OTHER ADVANCE FEE FRAUDS
- 2 **£263K** CHEQUE, PLASTIC CARD AND ONLINE BANK ACCOUNTS
- 3 **£220K** MANDATE FRAUD



BY VOLUME



- OTHER ADVANCE FEE FRAUDS (25%)
- ONLINE SHOPPING AND AUCTIONS (24%)
- COMPUTER SOFTWARE SERVICE FRAUD (15%)
- OTHER (36%)

The category 'None of the above' has been excluded. The loss figures have been rounded to the nearest thousand (or hundred thousand over £1m).

BY LOSS

- 1 **£989K** OTHER FINANCIAL INVESTMENT
- 2 **£572K** SHARE SALES OR BOILER ROOM FRAUD
- 3 **£429K** DATING SCAM




79%

OF FRAUD WAS CYBER ENABLED

3

OUT OF 10 VICTIMS NEGATIVELY IMPACTED BY THE FRAUD



19%

OF FRAUD VICTIMS REQUESTED VICTIM CARE



NO YES

102

DISSEMINATIONS FOR ENFORCEMENT

89

JUDICIAL OUTCOMES



Charged (77%) Community Resolution (12%) Caution (Adults) (8%) Others (3%)