

# FRAUD PROFILE



# 8,380

TOTAL CRIMES REPORTED  
APR 2018 TO MAR 2019



+19.4%

# £12.4M

TOTAL VICTIM LOSSES  
APR 2018 TO MAR 2019



+18.2%



# 56%

OF REPORTS WERE FROM BUSINESSES

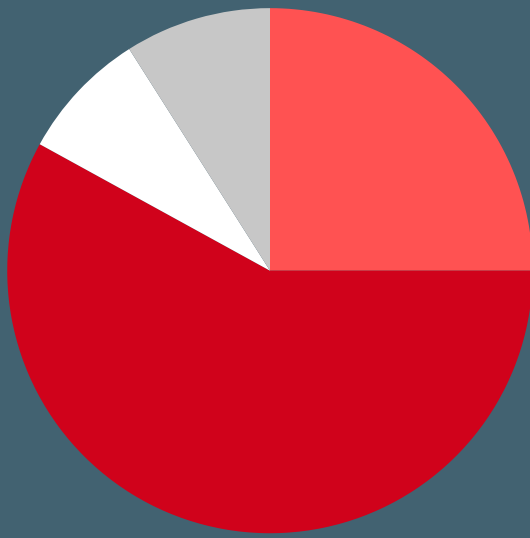


# 44%

OF REPORTS WERE FROM INDIVIDUALS



## BY VOLUME



- CHEQUE, PLASTIC CARD AND ONLINE BANK ACCOUNTS (58%)
- APPLICATION FRAUD (25%)
- TELECOM INDUSTRY FRAUD (8%)
- OTHER (9%)

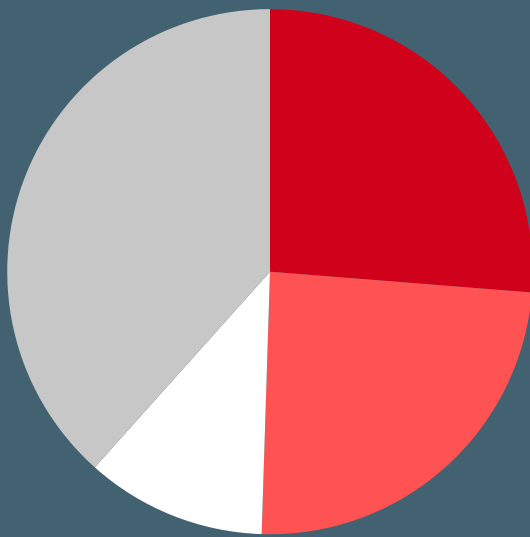
## BY LOSS

- £1M MANDATE FRAUD
- £187K RETAIL FRAUD
- £164K CORPORATE EMPLOYEE FRAUD

The category 'None of the above' has been excluded. The loss figures have been rounded to the nearest thousand (or hundred thousand over £1m).



## BY VOLUME



- ONLINE SHOPPING AND AUCTIONS (26%)
- OTHER ADVANCE FEE FRAUD (24%)
- COMPUTER SOFTWARE SERVICE FRAUD (11%)
- OTHER (38%)

## BY LOSS

- £1.8M OTHER FINANCIAL INVESTMENT
- £881K CORPORATE EMPLOYEE FRAUD
- £712K FRAUD BY ABUSE OF POSITION OF TRUST

The category 'None of the above' has been excluded. The loss figures have been rounded to the nearest thousand (or hundred thousand over £1m).



# 84%

OF FRAUD WAS CYBER ENABLED

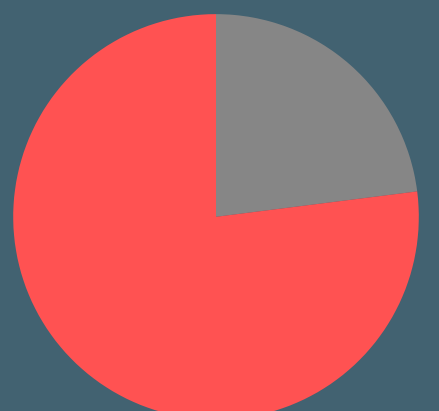
# 3



OUT OF 10 VICTIMS NEGATIVELY IMPACTED BY THE FRAUD

# 23%

OF FRAUD VICTIMS REQUESTED VICTIM CARE



NO YES

# 342

DISSEMINATIONS FOR ENFORCEMENT

# 302

JUDICIAL OUTCOMES



Charged (66%) Caution (Adults) (5%) Community Resolution (9%) Others (20%)