

FRAUD PROFILE



Devon & Cornwall Police
Building Safer Communities Together



CITY OF LONDON
POLICE

National Policing Lead For Fraud

10,880

TOTAL CRIMES REPORTED
APR 2018 TO MAR 2019



+10.8%

£32.4M

TOTAL VICTIM LOSSES
APR 2018 TO MAR 2019



+82.7%



39%

OF REPORTS WERE FROM BUSINESSES

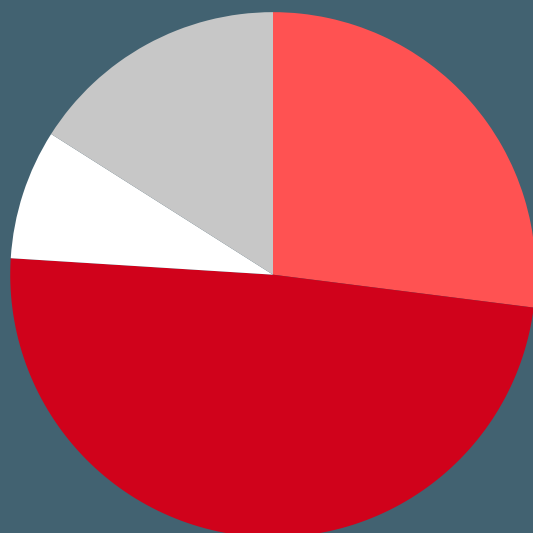


61%

OF REPORTS WERE FROM INDIVIDUALS



BY VOLUME



- CHEQUE, PLASTIC CARD AND ONLINE BANK ACCOUNTS (49%)
- APPLICATION FRAUD (27%)
- TELECOM INDUSTRY FRAUD (8%)
- OTHER (16%)

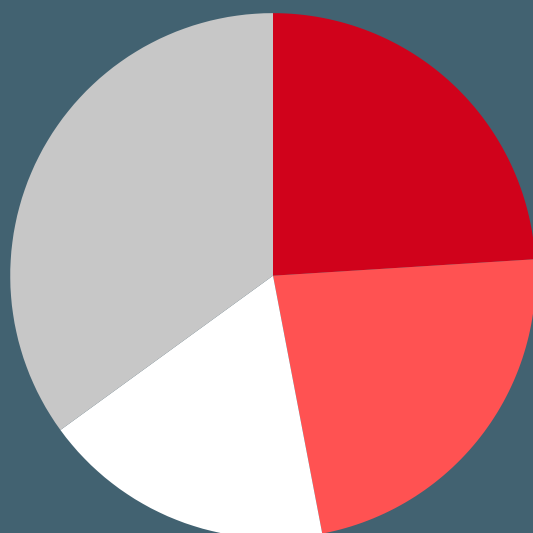
The category 'None of the above' has been excluded. The loss figures have been rounded to the nearest thousand (or hundred thousand over £1m).

BY LOSS

- 1 £649K MANDATE FRAUD
- 2 £622K CORPORATE EMPLOYEE FRAUD
- 3 £165K CHEQUE, PLASTIC CARD AND ONLINE BANK ACCOUNTS



BY VOLUME



- ONLINE SHOPPING AND AUCTIONS (24%)
- OTHER ADVANCE FEE FRAUD (23%)
- COMPUTER SOFTWARE SERVICE FRAUD (18%)
- OTHER (35%)

The category 'None of the above' has been excluded. The loss figures have been rounded to the nearest thousand (or hundred thousand over £1m).

BY LOSS

- 1 £5M OTHER FINANCIAL INVESTMENT
- 2 £1.5M OTHER ADVANCE FEE FRAUD
- 3 £1.4M OTHER CONSUMER NON INVESTMENT FRAUD



80%

OF FRAUD WAS CYBER ENABLED

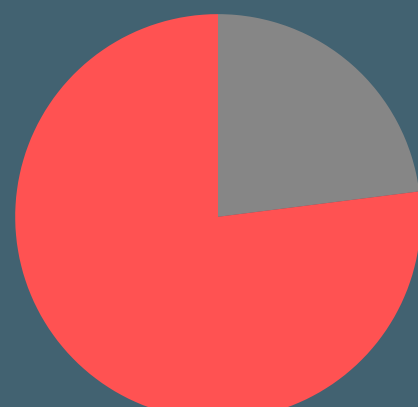
3



OUT OF 10 VICTIMS NEGATIVELY IMPACTED BY THE FRAUD

23%

OF FRAUD VICTIMS REQUESTED VICTIM CARE



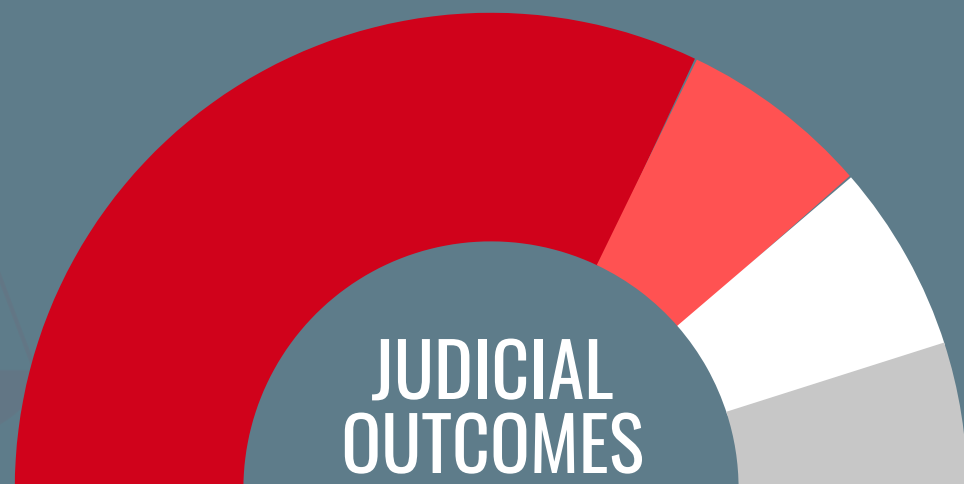
NO YES

344

DISSEMINATIONS FOR ENFORCEMENT

104

JUDICIAL OUTCOMES



Charged (64%) Caution (Adults) (13%) Community Resolution (13%) Others (10%)