

FRAUD PROFILE



Altogether Better Policing



National Policing Lead For Fraud

3,887

TOTAL CRIMES REPORTED
APR 2018 TO MAR 2019



+8.1%

£5.7

TOTAL VICTIM LOSSES
APR 2018 TO MAR 2019



+48.6%



50%

OF REPORTS WERE FROM BUSINESSES

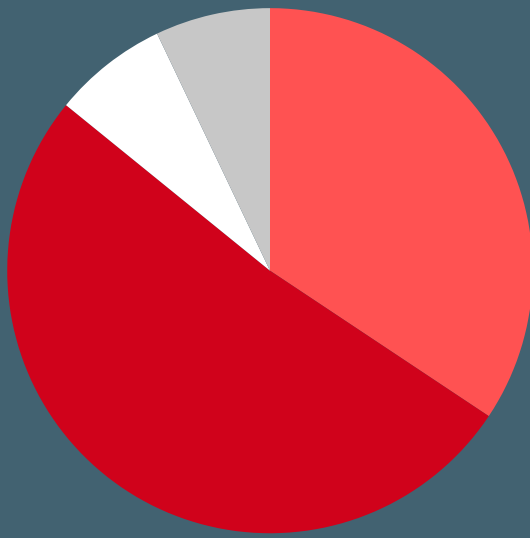
=

50%

OF REPORTS WERE FROM INDIVIDUALS



BY VOLUME



- CHEQUE, PLASTIC CARD AND ONLINE BANK ACCOUNTS (51%)
- APPLICATION FRAUD (34%)
- TELECOM INDUSTRY FRAUD (7%)
- OTHER (7%)

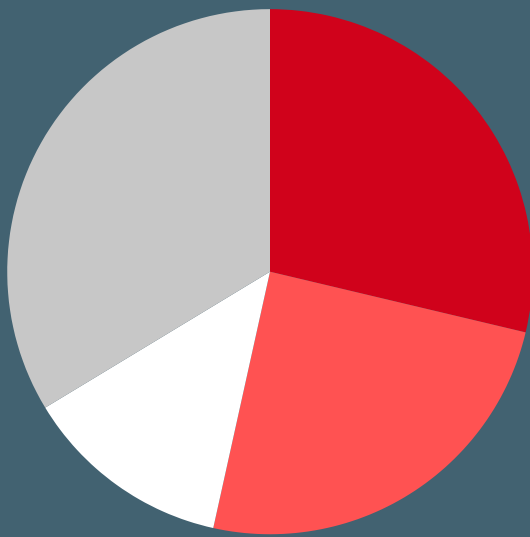
The category 'None of the above' has been excluded. The loss figures have been rounded to the nearest thousand (or hundred thousand over £1m).

BY LOSS

- 1 £260K OTHER CONSUMER NON INVESTMENT
- 2 £130K MANDATE FRAUD
- 3 £73K CHEQUE, PLASTIC CARD AND ONLINE BANK ACCOUNTS



BY VOLUME



- ONLINE SHOPPING AND AUCTIONS (29%)
- OTHER ADVANCE FEE FRAUD (25%)
- COMPUTER SOFTWARE SERVICE FRAUD (13%)
- OTHER (34%)

The category 'None of the above' has been excluded. The loss figures have been rounded to the nearest thousand (or hundred thousand over £1m).

BY LOSS


- 1 £1.4M OTHER FINANCIAL INVESTMENT
- 2 £657K DATING SCAM
- 3 £362K FRAUD BY FAILING TO DISCLOSE INFORMATION



84%

OF FRAUD WAS CYBER ENABLED

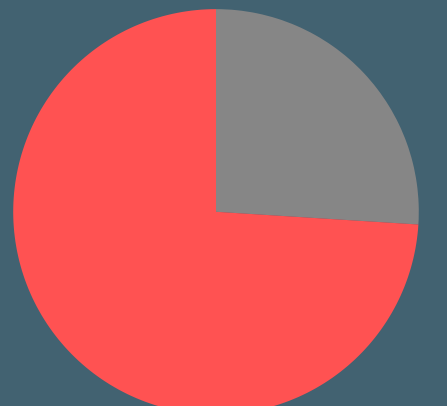
3



OUT OF 10 VICTIMS NEGATIVELY IMPACTED BY THE FRAUD

26%

OF FRAUD VICTIMS REQUESTED VICTIM CARE



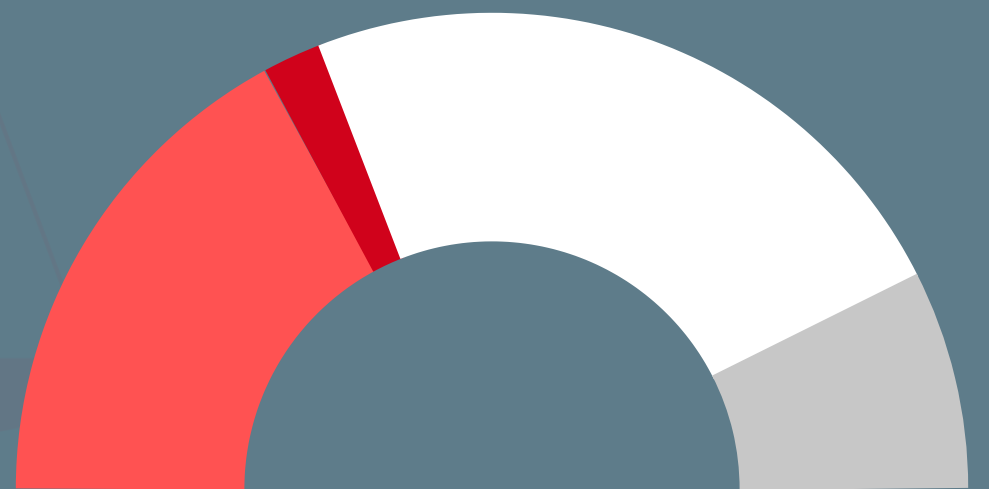
NO YES

123

DISSEMINATIONS FOR ENFORCEMENT

97

JUDICIAL OUTCOMES



Charged (34%) Caution (Adults) (4%) Community Resolution (47%) Others (15%)