

# FRAUD PROFILE



National Policing Lead For Fraud

## 2,706

TOTAL CRIMES REPORTED  
APR 2018 TO MAR 2019



+5.6%

## £6.3M

TOTAL VICTIM LOSSES  
APR 2018 TO MAR 2019



+27.6%



### 40%

OF REPORTS WERE FROM BUSINESSES

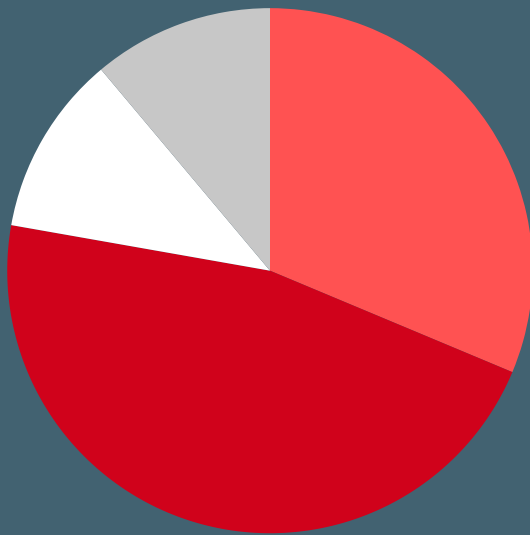


### 60%

OF REPORTS WERE FROM INDIVIDUALS



#### BY VOLUME



- CHEQUE, PLASTIC CARD AND ONLINE BANK ACCOUNTS (46%)
- APPLICATION FRAUD (31%)
- TELECOM INDUSTRY FRAUD (11%)
- OTHER (11%)

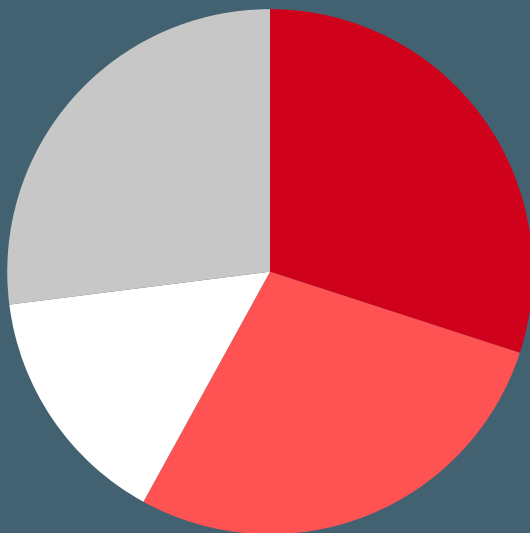
The category 'None of the above' has been excluded. The loss figures have been rounded to the nearest thousand (or hundred thousand over £1m).

#### BY LOSS

- 1 **£158K** MANDATE FRAUD
- 2 **£68K** OTHER CONSUMER NON INVESTMENT FRAUD
- 3 **£28K** CORPORATE EMPLOYEE FRAUD



#### BY VOLUME



- ONLINE SHOPPING AND AUCTIONS (30%)
- OTHER ADVANCE FEE FRAUD (28%)
- COMPUTER SOFTWARE SERVICE FRAUD (15%)
- OTHER (27%)

The category 'None of the above' has been excluded. The loss figures have been rounded to the nearest thousand (or hundred thousand over £1m).

#### BY LOSS

- 1 **£1.2M** SHARE SALES OR BOILER ROOM FRAUD
- 2 **£969K** OTHER FINANCIAL INVESTMENT
- 3 **£400K** INHERITANCE FRAUD




## 81%

OF FRAUD WAS CYBER ENABLED

## 3

OUT OF 10 VICTIMS NEGATIVELY IMPACTED BY THE FRAUD



## 21%

OF FRAUD VICTIMS REQUESTED VICTIM CARE



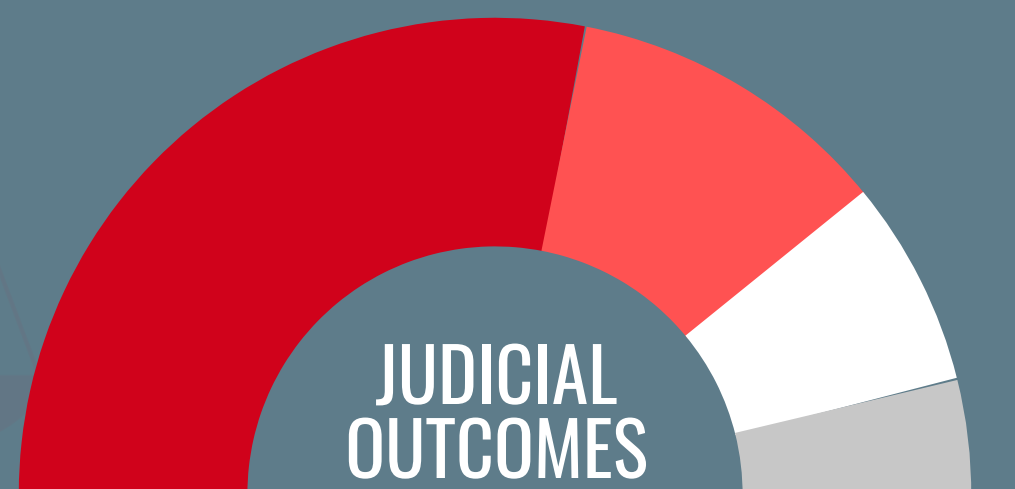
NO YES

## 39

DISSEMINATIONS FOR ENFORCEMENT

## 78

JUDICIAL OUTCOMES



Charged (56%) Caution (Adults) (22%) Community Resolution (14%) Others (8%)