

FRAUD PROFILE



Gloucestershire Constabulary
People First Policing



CITY OF LONDON
POLICE

National Policing Lead For Fraud

4,194

TOTAL CRIMES REPORTED
APR 2018 TO MAR 2019



+18.3%

£11.7M

TOTAL VICTIM LOSSES
APR 2018 TO MAR 2019



-18.3%



52%

OF REPORTS WERE
FROM BUSINESSES

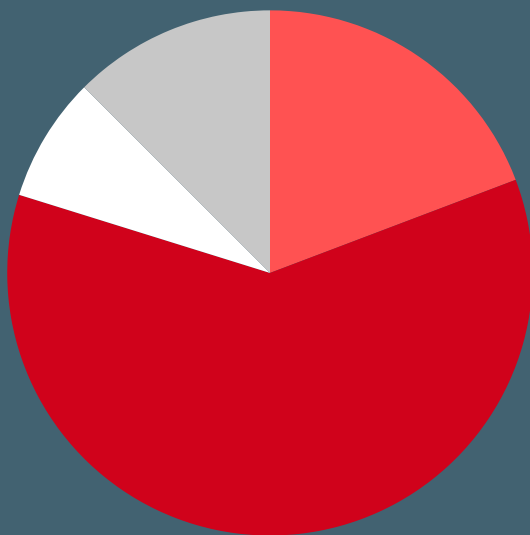


48%

OF REPORTS WERE
FROM INDIVIDUALS



BY VOLUME



- CHEQUE, PLASTIC CARD AND ONLINE BANK ACCOUNTS (53%)
- APPLICATION FRAUD (26%)
- TELECOM INDUSTRY FRAUD (8%)
- OTHER (13%)

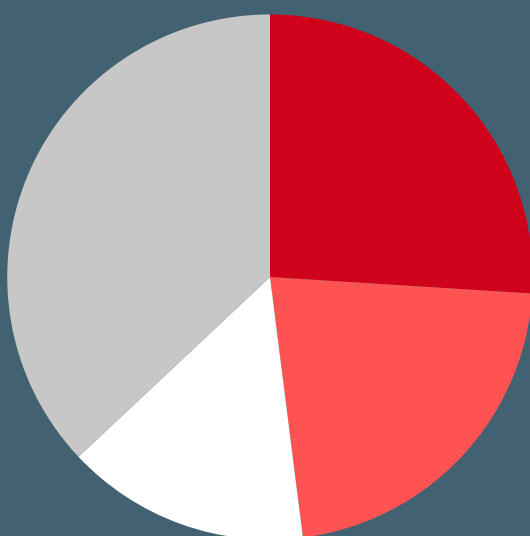
The category 'None of the above' has been excluded. The loss figures have been rounded to the nearest thousand (or hundred thousand over £1m).

BY LOSS

- £945K OTHER CONSUMER NON INVESTMENT FRAUD
- £416K MANDATE FRAUD
- £131K CORPORATE EMPLOYEE FRAUD



BY VOLUME



- ONLINE SHOPPING AND AUCTIONS (26%)
- OTHER ADVANCE FEE FRAUD (22%)
- COMPUTER SOFTWARE SERVICE FRAUD (15%)
- OTHER (37%)

The category 'None of the above' has been excluded. The loss figures have been rounded to the nearest thousand (or hundred thousand over £1m).

BY LOSS


- £1.9M OTHER FINANCIAL INVESTMENT
- £1.6M OTHER CONSUMER NON INVESTMENT FRAUD
- £543K CHEQUE, PLASTIC CARD AND ONLINE BANK ACCOUNTS



82%

OF FRAUD WAS
CYBER
ENABLED

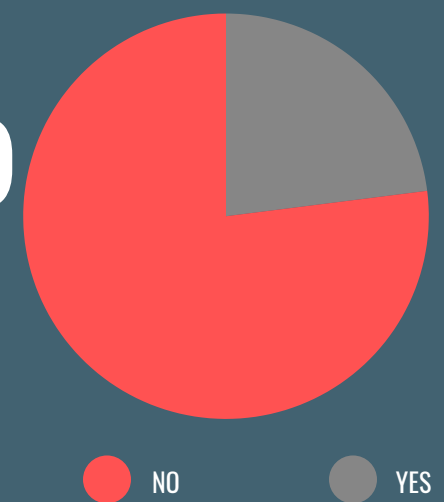
3



OUT
OF 10
VICTIMS
NEGATIVELY IMPACTED
BY THE FRAUD

23%

OF FRAUD
VICTIMS
REQUESTED
VICTIM CARE

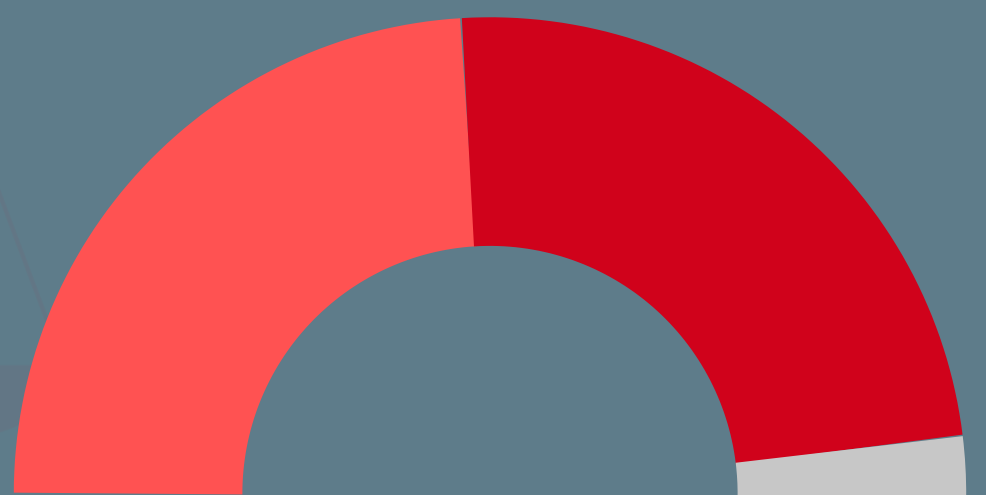


131

DISSEMINATIONS FOR
ENFORCEMENT

21

JUDICIAL OUTCOMES



Charged (48%) Caution (Adults) (48%) Community Resolution (0%) Others (4%)