

FRAUD PROFILE



National Policing Lead For Fraud

3,616

TOTAL CRIMES REPORTED
APR 2018 TO MAR 2019



+9.1%

£3.7M

TOTAL VICTIM LOSSES
APR 2018 TO MAR 2019



+8%



52%

OF REPORTS WERE FROM BUSINESSES

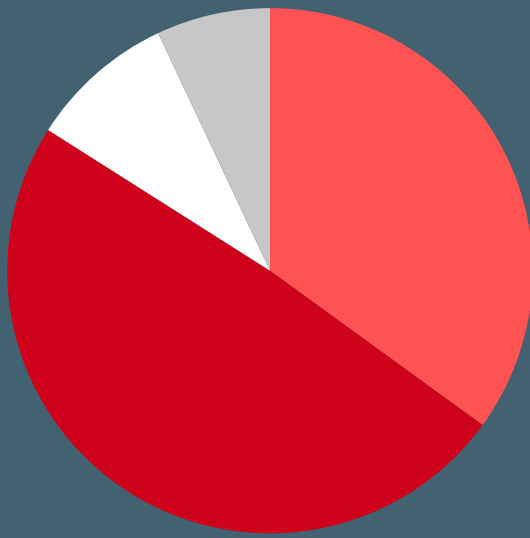


48%

OF REPORTS WERE FROM INDIVIDUALS



BY VOLUME



- CHEQUE, PLASTIC CARD AND ONLINE BANK ACCOUNTS (49%)
- APPLICATION FRAUD (35%)
- TELECOM INDUSTRY FRAUD (9%)
- OTHER (7%)

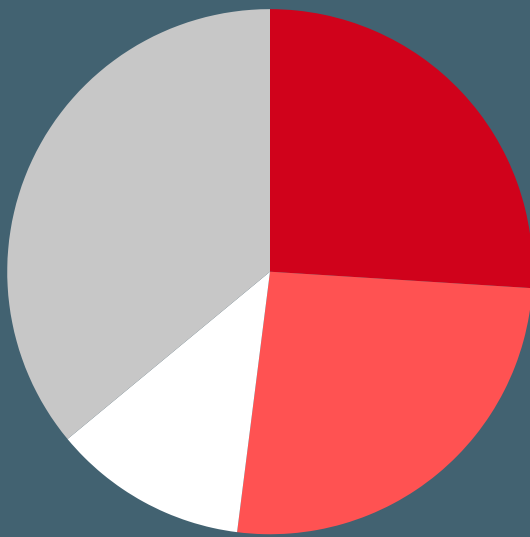
The category 'None of the above' has been excluded. The loss figures have been rounded to the nearest thousand (or hundred thousand over £1m).

BY LOSS

- 1 **£125K** MANDATE FRAUD
- 2 **£50K** CHEQUE, PLASTIC CARD AND ONLINE BANK ACCOUNTS
- 3 **£49K** CORPORATE EMPLOYEE FRAUD



BY VOLUME



- ONLINE SHOPPING AND AUCTIONS (26%)
- OTHER ADVANCE FEE FRAUD (26%)
- COMPUTER SOFTWARE SERVICE FRAUD (12%)
- OTHER (36%)

The category 'None of the above' has been excluded. The loss figures have been rounded to the nearest thousand (or hundred thousand over £1m).

BY LOSS

- 1 **£548K** OTHER FINANCIAL INVESTMENT
- 2 **£315K** TICKET FRAUD
- 3 **£287K** CHEQUE, PLASTIC CARD AND ONLINE BANK ACCOUNTS




84%

OF FRAUD WAS CYBER ENABLED

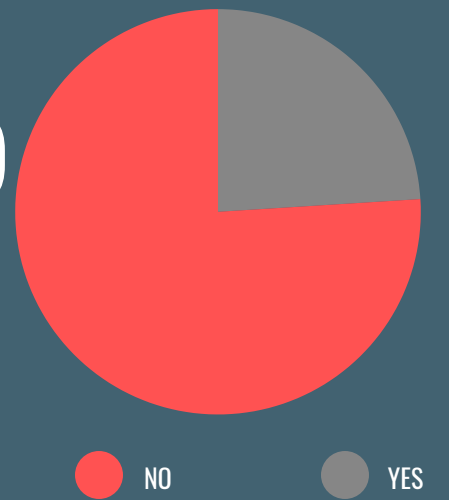
3

OUT OF 10 VICTIMS NEGATIVELY IMPACTED BY THE FRAUD



24%

OF FRAUD VICTIMS REQUESTED VICTIM CARE

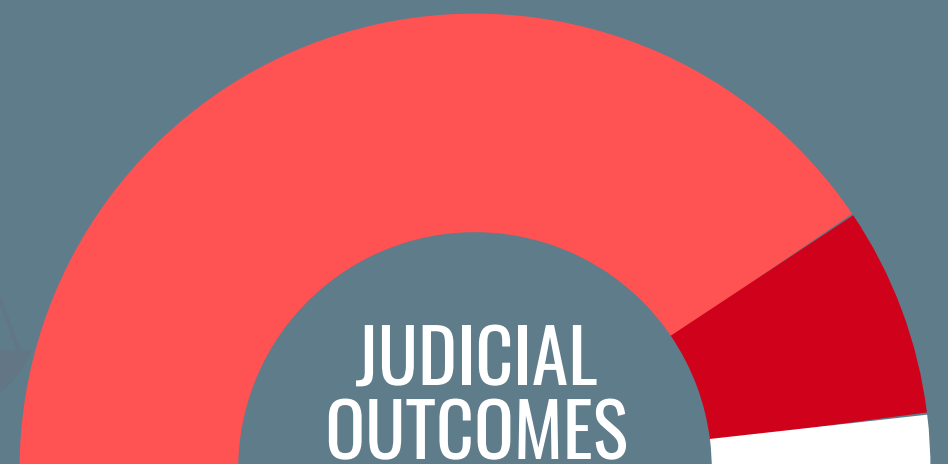


90

DISSEMINATIONS FOR ENFORCEMENT

46

JUDICIAL OUTCOMES



Charged (81%) Caution (Adults) (15%) Community resolution (4%) Others (0%)