

FRAUD PROFILE



14,776

TOTAL CRIMES REPORTED
APR 2018 TO MAR 2019



+13.3%

£28.9M

TOTAL VICTIM LOSSES
APR 2018 TO MAR 2019



+16.8%



53%

OF REPORTS WERE FROM BUSINESSES

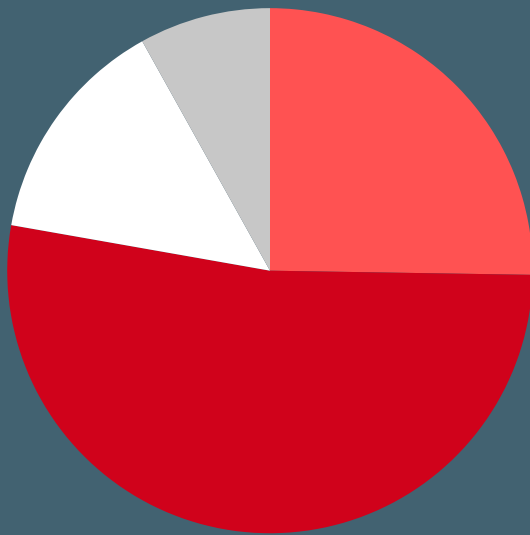


47%

OF REPORTS WERE FROM INDIVIDUALS



BY VOLUME



- CHEQUE, PLASTIC CARD AND ONLINE BANK ACCOUNTS (52%)
- APPLICATION FRAUD (25%)
- TELECOM INDUSTRY FRAUD (8%)
- OTHER (14%)

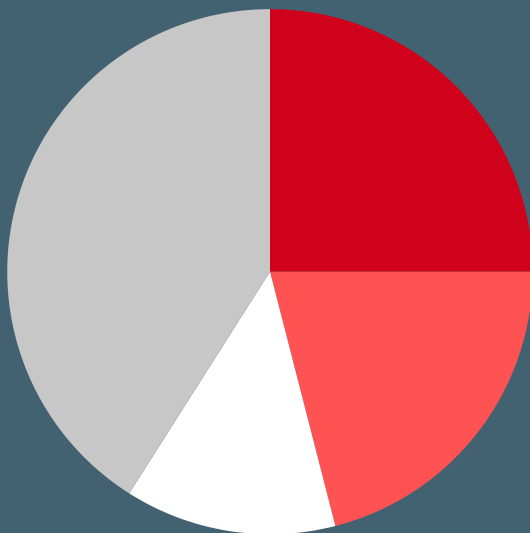
BY LOSS

- 1 **£1.5M** MANDATE FRAUD
- 2 **£626K** CORPORATE PROCUREMENT FRAUD
- 3 **£596K** OTHER CONSUMER NON INVESTMENT FRAUD

The category 'None of the above' has been excluded. The loss figures have been rounded to the nearest thousand (or hundred thousand over £1m).



BY VOLUME



- ONLINE SHOPPING AND AUCTIONS (25%)
- OTHER ADVANCE FEE FRAUD (21%)
- COMPUTER SOFTWARE SERVICE FRAUD (13%)
- OTHER (41%)

BY LOSS

- 1 **£4.6M** OTHER FINANCIAL INVESTMENT
- 2 **£2.9M** OTHER ADVANCE FEE FRAUD
- 3 **£1.6M** DATING SCAM

The category 'None of the above' has been excluded. The loss figures have been rounded to the nearest thousand (or hundred thousand over £1m).




82%

OF FRAUD WAS CYBER ENABLED

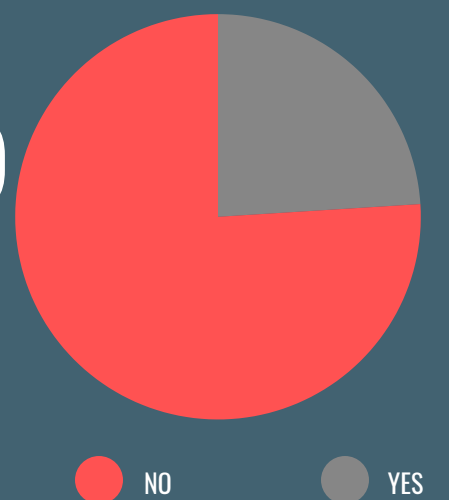
3

OUT OF 10 VICTIMS NEGATIVELY IMPACTED BY THE FRAUD



24%

OF FRAUD VICTIMS REQUESTED VICTIM CARE



509

DISSEMINATIONS FOR ENFORCEMENT

222

JUDICIAL OUTCOMES



Charged (67%) Caution (Adults) (21%) Community Resolution (5%) Others (7%)