

FRAUD PROFILE



6,875

TOTAL CRIMES REPORTED
APR 2018 TO MAR 2019



+14.1%

£8.6M

TOTAL VICTIM LOSSES
APR 2018 TO MAR 2019



+44.1%



54%

OF REPORTS WERE FROM BUSINESSES

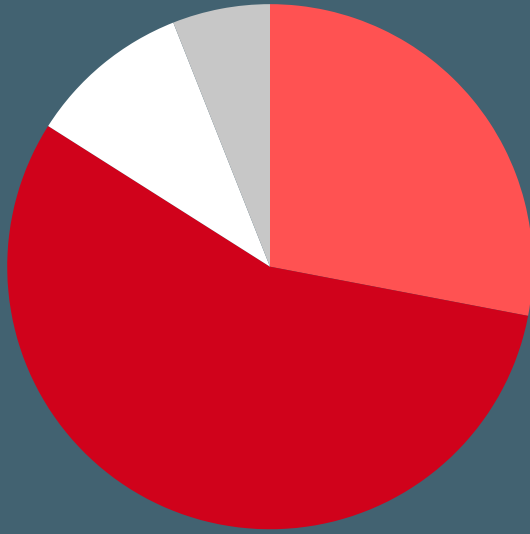


46%

OF REPORTS WERE FROM INDIVIDUALS



BY VOLUME



- CHEQUE, PLASTIC CARD AND ONLINE BANK ACCOUNTS (56%)
- APPLICATION FRAUD (28%)
- TELECOM INDUSTRY FRAUD (6%)
- OTHER (10%)

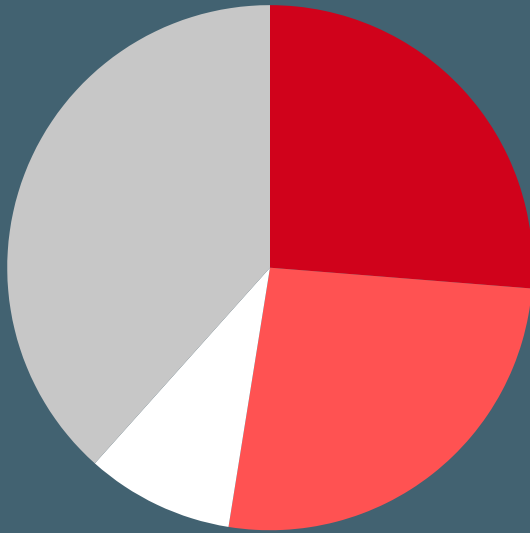
The category 'None of the above' has been excluded. The loss figures have been rounded to the nearest thousand (or hundred thousand over £1m).

BY LOSS

- 1 **£513K** MANDATE FRAUD
- 2 **£253K** CORPORATE EMPLOYEE FRAUD
- 3 **£194K** RETAIL FRAUD



BY VOLUME



- OTHER ADVANCE FEE FRAUDS (26%)
- ONLINE SHOPPING AND AUCTIONS (26%)
- COMPUTER SOFTWARE SERVICE FRAUD (9%)
- OTHER (38%)

The category 'None of the above' has been excluded. The loss figures have been rounded to the nearest thousand (or hundred thousand over £1m).

BY LOSS

- 1 **£2.1M** OTHER FINANCIAL INVESTMENT
- 2 **£602K** DATING SCAM
- 3 **£413K** ONLINE SHOPPING AND AUCTIONS




81%

OF FRAUD WAS CYBER ENABLED

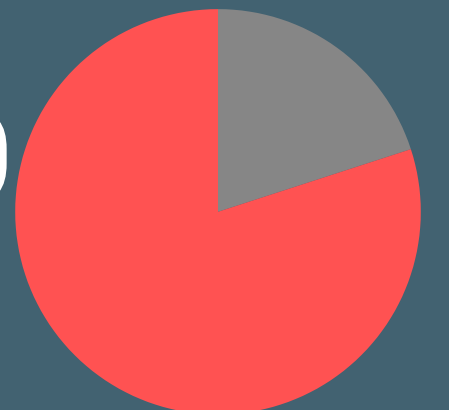
3

OUT OF 10 VICTIMS NEGATIVELY IMPACTED BY THE FRAUD



20%

OF FRAUD VICTIMS REQUESTED VICTIM CARE



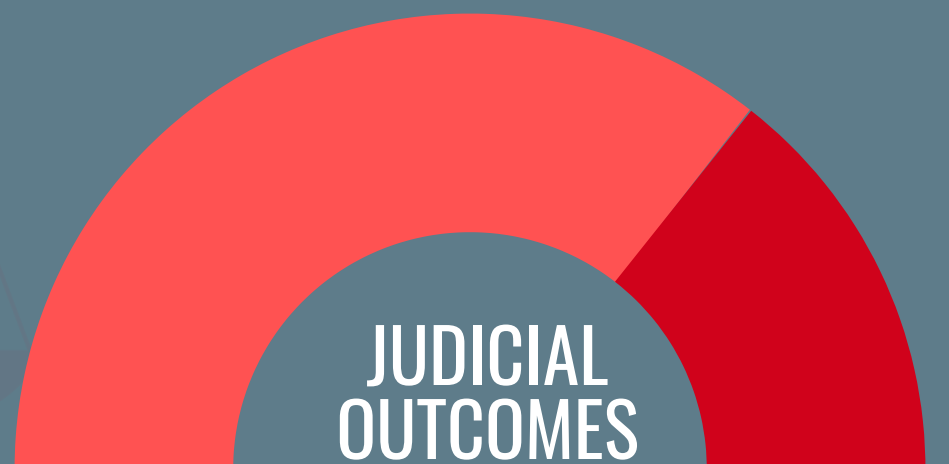
NO YES

299

DISSEMINATIONS FOR ENFORCEMENT

7

JUDICIAL OUTCOMES



Charged (71%) Caution (Adults) (29%) Community Resolution (0%) Others (0%)