

FRAUD PROFILE



11,701

TOTAL CRIMES REPORTED
APR 2018 TO MAR 2019



+17.2%

£24.7M

TOTAL VICTIM LOSSES
APR 2018 TO MAR 2019



+161.7%



61%

OF REPORTS WERE FROM BUSINESSES

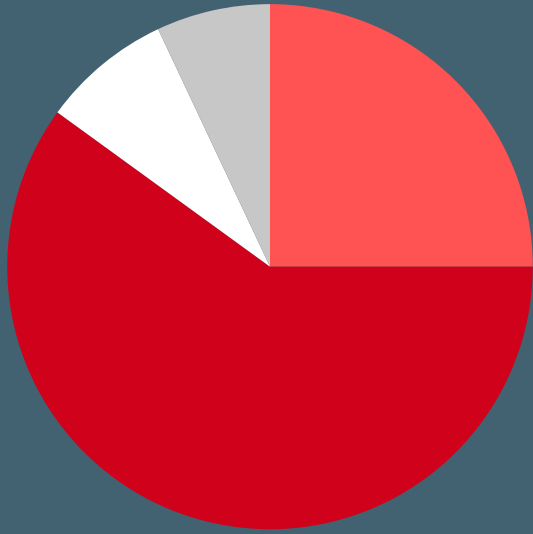


39%

OF REPORTS WERE FROM INDIVIDUALS



BY VOLUME



- CHEQUE, PLASTIC CARD AND ONLINE BANK ACCOUNTS (60%)
- APPLICATION FRAUD (25%)
- TELECOM INDUSTRY FRAUD (8%)
- OTHER (7%)

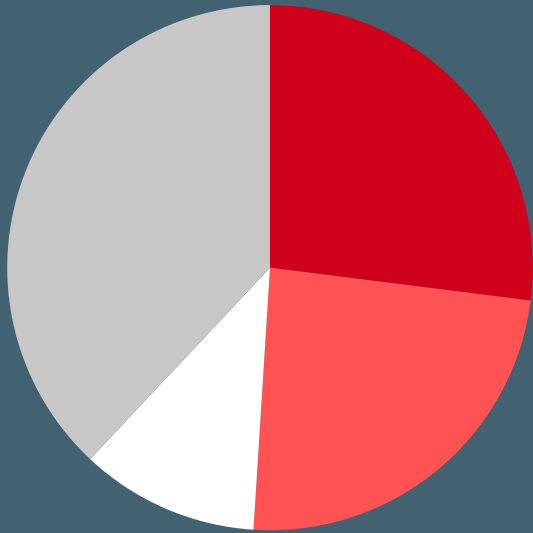
The category 'None of the above' has been excluded. The loss figures have been rounded to the nearest thousand (or hundred thousand over £1m).

BY LOSS

- £5M RETAIL FRAUD
- £1.6M MANDATE FRAUD
- £1.3M CORPORATE EMPLOYEE FRAUD



BY VOLUME



- ONLINE SHOPPING AND AUCTIONS (27%)
- OTHER ADVANCE FEE FRAUD (24%)
- COMPUTER SOFTWARE SERVICE FRAUD (11%)
- OTHER (38%)

The category 'None of the above' has been excluded. The loss figures have been rounded to the nearest thousand (or hundred thousand over £1m).

BY LOSS


- £2.8M OTHER FINANCIAL INVESTMENT
- £1.3M SHARE SALES OR BOILER ROOM FRAUD
- £1.2M FRAUD BY ABUSE OF POSITION OF TRUST



88%

OF FRAUD WAS CYBER ENABLED

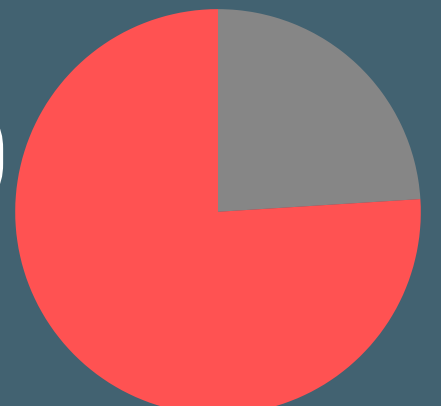
3



OUT OF 10 VICTIMS NEGATIVELY IMPACTED BY THE FRAUD

24%

OF FRAUD VICTIMS REQUESTED VICTIM CARE



NO YES

554

DISSEMINATIONS FOR ENFORCEMENT

38

JUDICIAL OUTCOMES



Charged (78%) Caution (Adults) (11%) Community Resolution (11%) Others (0%)