

FRAUD PROFILE



Leicestershire
Police
Protecting our communities



CITY OF LONDON
POLICE

National Policing Lead For Fraud

11,716

TOTAL CRIMES REPORTED
APR 2018 TO MAR 2019



+17.2%

£16.4M

TOTAL VICTIM LOSSES
APR 2018 TO MAR 2019



+34.3%



69%

OF REPORTS WERE
FROM BUSINESSES

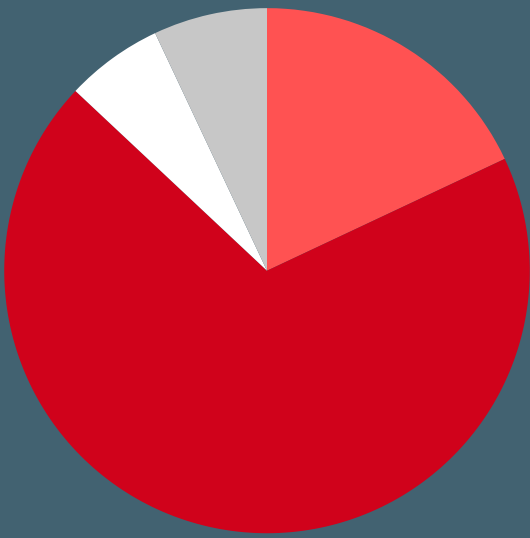


31%

OF REPORTS WERE
FROM INDIVIDUALS



BY VOLUME



- CHEQUE, PLASTIC CARD AND ONLINE BANK ACCOUNTS (69%)
- APPLICATION FRAUD (18%)
- TELECOM INDUSTRY FRAUD (6%)
- OTHER (7%)

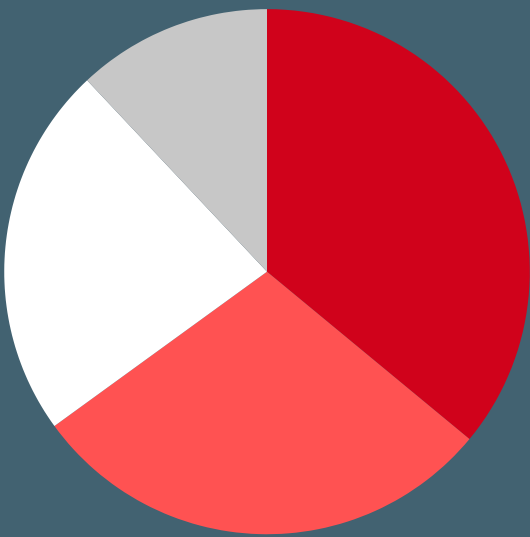
The category 'None of the above' has been excluded. The loss figures have been rounded to the nearest thousand (or hundred thousand over £1m).

BY LOSS

- 1 **£879K** MANDATE FRAUD
- 2 **£716K** CORPORATE EMPLOYEE FRAUD
- 3 **£668K** CHEQUE, PLASTIC CARD AND ONLINE BANK ACCOUNTS



BY VOLUME



- OTHER (36%)
- ONLINE SHOPPING AND AUCTIONS (29%)
- OTHER ADVANCE FEE FRAUDS (23%)
- COMPUTER SOFTWARE SERVICE FRAUD (12%)

The category 'None of the above' has been excluded. The loss figures have been rounded to the nearest thousand (or hundred thousand over £1m).

BY LOSS

- 1 **£2.8M** OTHER FINANCIAL INVESTMENT
- 2 **£1.2M** MANDATE FRAUD
- 3 **£1M** FRAUD BY ABUSE OF POSITION OF TRUST




84%

OF FRAUD WAS
CYBER
ENABLED

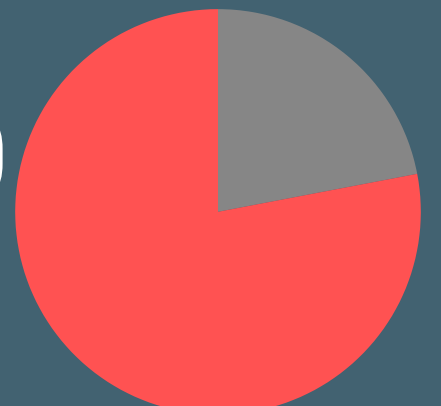
3

OUT
OF 10
VICTIMS
NEGATIVELY IMPACTED
BY THE FRAUD



22%

OF FRAUD
VICTIMS
REQUESTED
VICTIM CARE



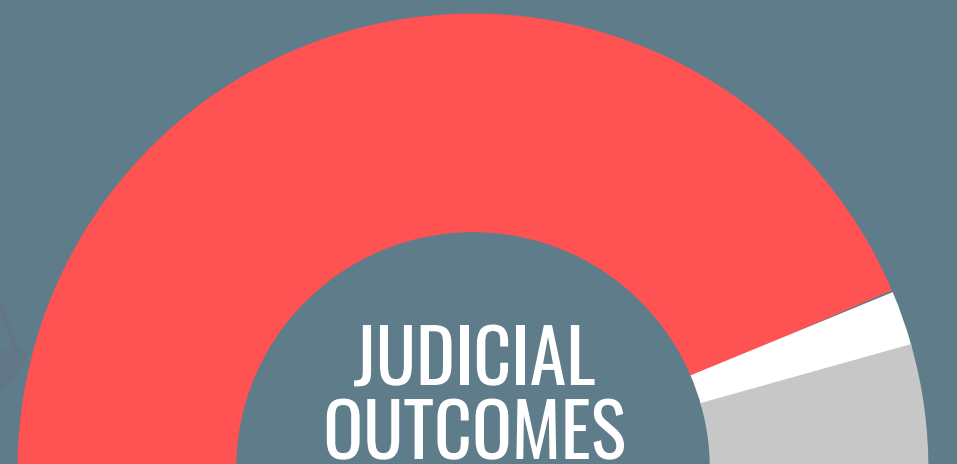
NO YES

754

DISSEMINATIONS FOR
ENFORCEMENT

53

JUDICIAL OUTCOMES



Charged (87%) Caution (Adults) (0%) Community Resolution (4%) Others (9%)