

FRAUD PROFILE



5,737

TOTAL CRIMES REPORTED
APR 2018 TO MAR 2019



+28.9%

£12.3M

TOTAL VICTIM LOSSES
APR 2018 TO MAR 2019



+32.5%



48%

OF REPORTS WERE FROM BUSINESSES

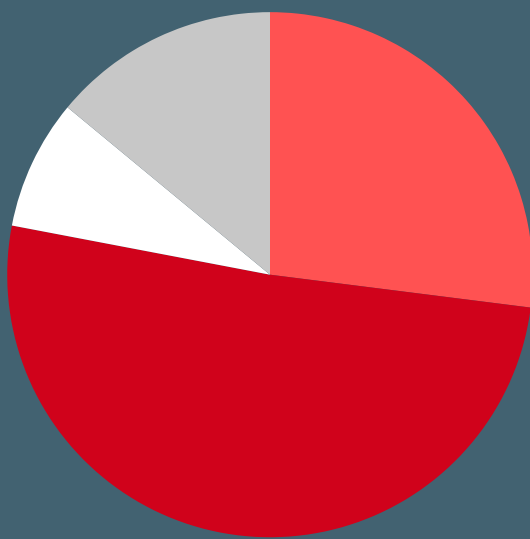


52%

OF REPORTS WERE FROM INDIVIDUALS



BY VOLUME



- CHEQUE, PLASTIC CARD AND ONLINE BANK ACCOUNTS (51%)
- APPLICATION FRAUD (27%)
- INSURANCE RELATED FRAUD (8%)
- OTHER (14%)

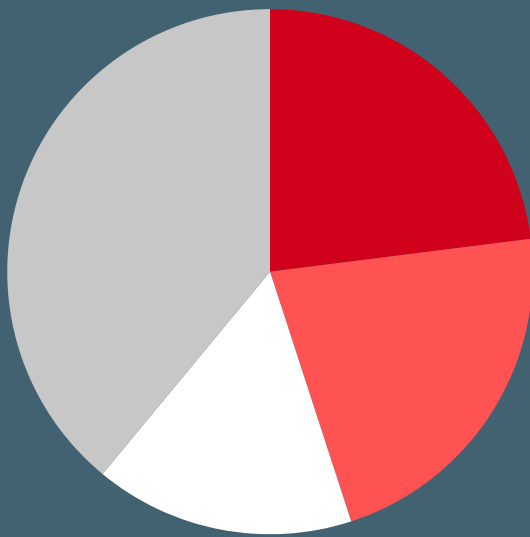
The category 'None of the above' has been excluded. The loss figures have been rounded to the nearest thousand (or hundred thousand over £1m).

BY LOSS

- 1 **£1.4M** MANDATE FRAUD
- 2 **£644K** CORPORATE EMPLOYEE FRAUD
- 3 **£635K** BUSINESS TRADING FRAUD



BY VOLUME



- ONLINE SHOPPING AND AUCTIONS (23%)
- OTHER ADVANCE FEE FRAUD (22%)
- COMPUTER SOFTWARE SERVICE (16%)
- OTHER (39%)

The category 'None of the above' has been excluded. The loss figures have been rounded to the nearest thousand (or hundred thousand over £1m).

BY LOSS

- 1 **£998K** OTHER FINANCIAL INVESTMENT
- 2 **£685K** OTHER ADVANCE FEE FRAUD
- 3 **£643K** OTHER CONSUMER NON INVESTMENT




76%

OF FRAUD WAS CYBER ENABLED

3

OUT OF 10 VICTIMS NEGATIVELY IMPACTED BY THE FRAUD



25%

OF FRAUD VICTIMS REQUESTED VICTIM CARE



NO YES

283

DISSEMINATIONS FOR ENFORCEMENT

81

JUDICIAL OUTCOMES



Charged (70%) Caution (Adults) (14%) Community Resolution (9%) Others (7%)