

FRAUD PROFILE



10,897

TOTAL CRIMES REPORTED
APR 2018 TO MAR 2019



+17.7%

£16M

TOTAL VICTIM LOSSES
APR 2018 TO MAR 2019



+50.6%



64%

OF REPORTS WERE FROM BUSINESSES

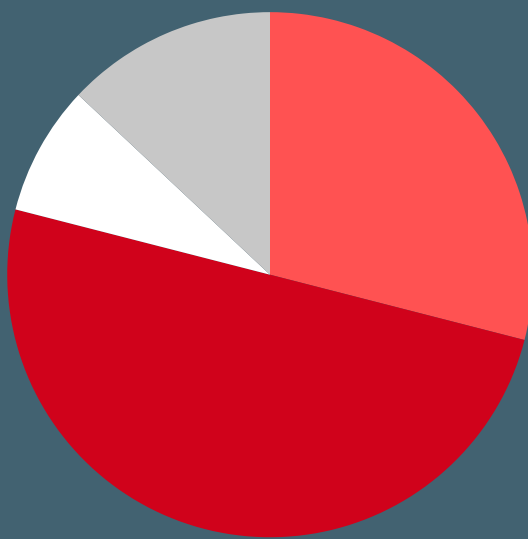


36%

OF REPORTS WERE FROM INDIVIDUALS



BY VOLUME



- CHEQUE, PLASTIC CARD AND ONLINE BANK ACCOUNTS (50%)
- APPLICATION FRAUD (29%)
- TELECOM INDUSTRY FRAUD (8%)
- OTHER (13%)

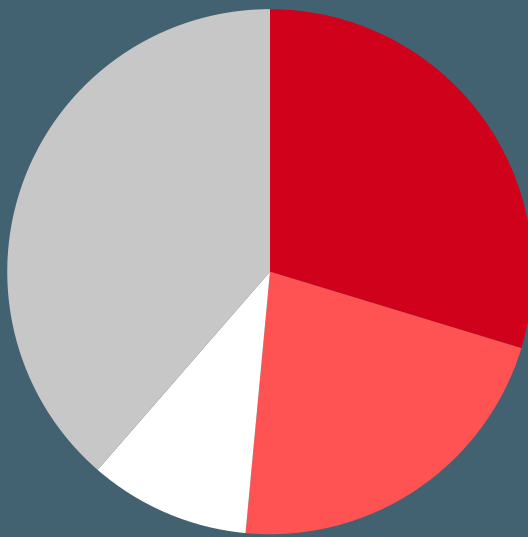
BY LOSS

- 1 £1.4K MANDATE FRAUD
- 2 £502K FRAUD BY ABUSE OF POSITION OF TRUST
- 3 £448K CORPORATE EMPLOYEE FRAUD

The category 'None of the above' has been excluded. The loss figures have been rounded to the nearest thousand (or hundred thousand over £1m).



BY VOLUME



- ONLINE SHOPPING AND AUCTIONS (30%)
- OTHER ADVANCE FEE FRAUD (22%)
- COMPUTER SOFTWARE SERVICE (10%)
- OTHER (39%)

BY LOSS

- 1 £2.4M OTHER FINANCIAL INVESTMENT
- 2 £979K FRAUD BY ABUSE OF POSITION OF TRUST
- 3 £727K COMMITTED ON PENSIONS

The category 'None of the above' has been excluded. The loss figures have been rounded to the nearest thousand (or hundred thousand over £1m).




85%

OF FRAUD WAS CYBER ENABLED

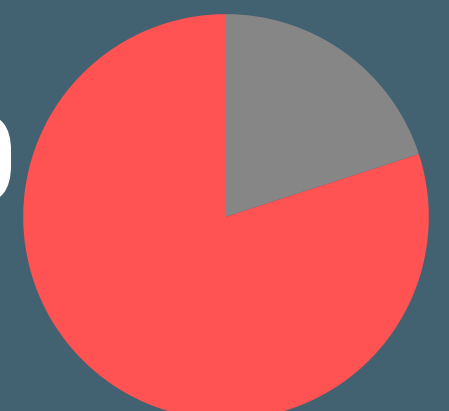
3

OUT OF 10 VICTIMS NEGATIVELY IMPACTED BY THE FRAUD



20%

OF FRAUD VICTIMS REQUESTED VICTIM CARE



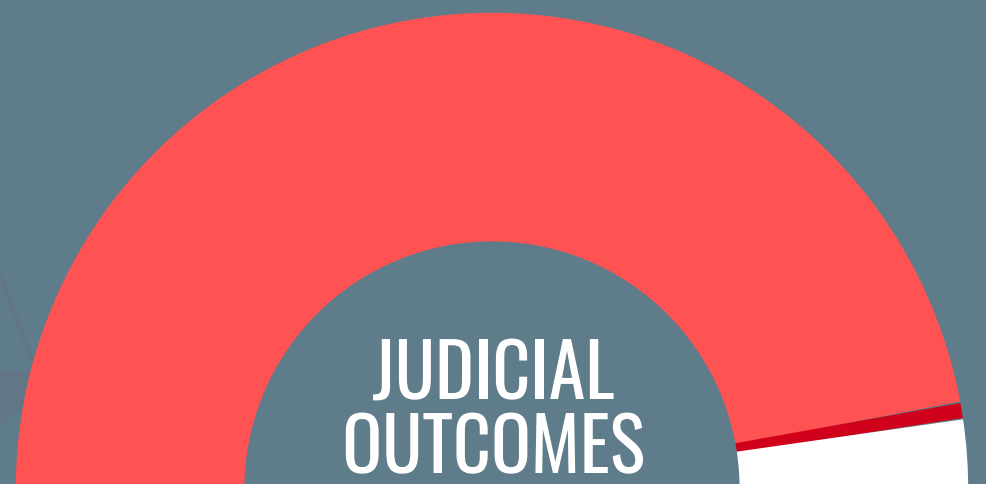
NO YES

995

DISSEMINATIONS FOR ENFORCEMENT

174

JUDICIAL OUTCOMES



Charged (94.06%) Caution (Adults) (0.99%) Community Resolution (4.95%) Others (0%)