

FRAUD PROFILE



159,881

TOTAL CRIMES REPORTED
APR 2018 TO MAR 2019



+11.5%

£432.8M

TOTAL VICTIM LOSSES
APR 2018 TO MAR 2019



+93.6%



74%

OF REPORTS WERE FROM BUSINESSES

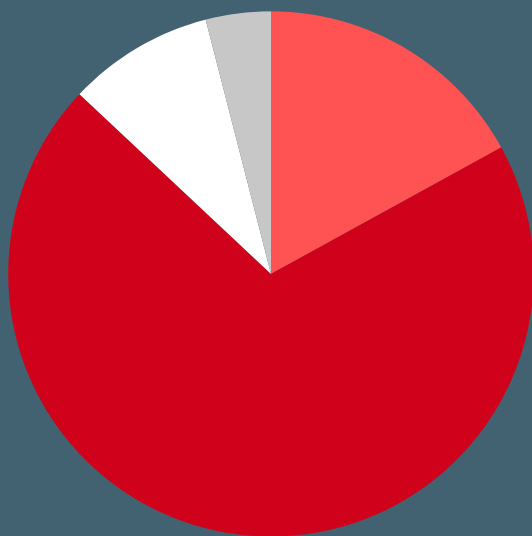


26%

OF REPORTS WERE FROM INDIVIDUALS



BY VOLUME



- CHEQUE, PLASTIC CARD AND ONLINE BANK ACCOUNTS (70%)
- APPLICATION FRAUD (17%)
- TELECOM INDUSTRY FRAUD (9%)
- OTHER (4%)

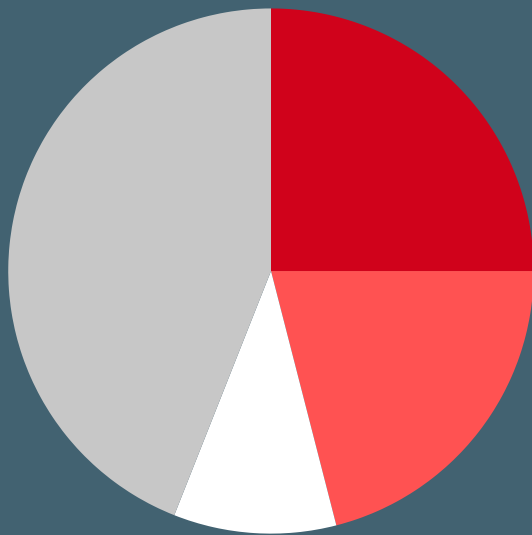
BY LOSS

- 1 £24.1M CORPORATE EMPLOYEE FRAUD
- 2 £15.9M MANDATE FRAUD
- 3 £8.1M CHEQUE, PLASTIC CARD AND ONLINE BANK ACCOUNTS

The category 'None of the above' has been excluded. The loss figures have been rounded to the nearest thousand (or hundred thousand over £1m).



BY VOLUME



- ONLINE SHOPPING AND AUCTIONS (25%)
- OTHER ADVANCE FEE FRAUD (21%)
- CHEQUE, PLASTIC CARD AND ONLINE BANK ACCOUNTS (10%)
- OTHER (44%)

BY LOSS

- 1 £142.3M FRAUD BY ABUSE OF POSITION OF TRUST
- 2 £35.3M OTHER FINANCIAL INVESTMENT
- 3 £17.4M OTHER REGULATORY FRAUD

The category 'None of the above' has been excluded. The loss figures have been rounded to the nearest thousand (or hundred thousand over £1m).



90%

OF FRAUD WAS CYBER ENABLED

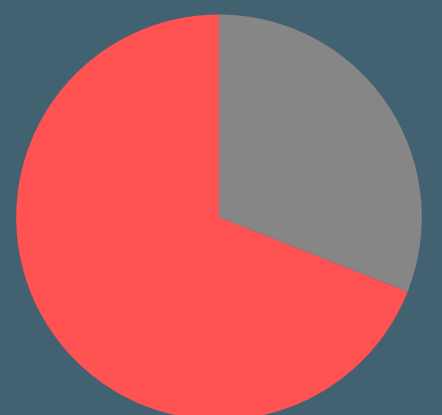
4



OUT OF 10 VICTIMS NEGATIVELY IMPACTED BY THE FRAUD

31%

OF FRAUD VICTIMS REQUESTED VICTIM CARE



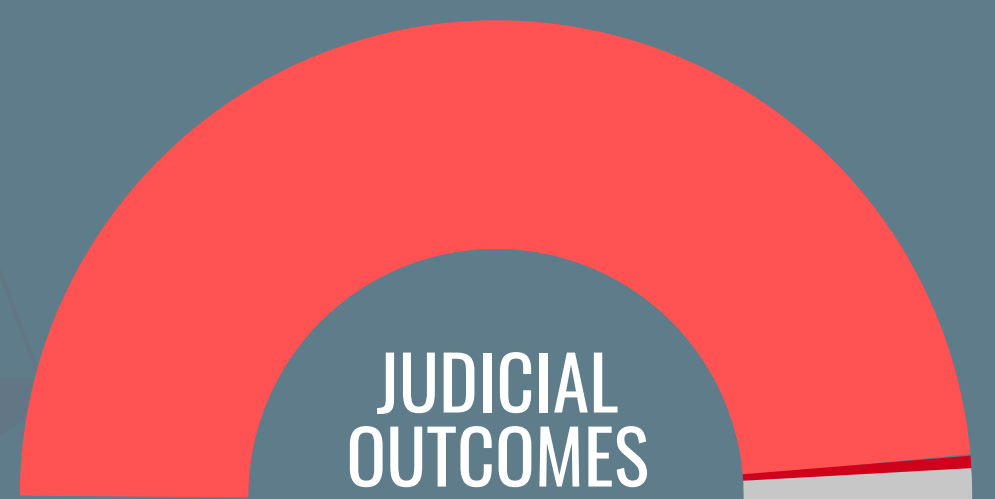
NO YES

17,111

DISSEMINATIONS FOR ENFORCEMENT

1,881

JUDICIAL OUTCOMES



Charged (97%) Caution (Adults) (1%) Community Resolution (0%) Others (2%)