

NATIONAL

FRAUD PROFILE



REPORTED VOLUMES & LOSSES

741,123

TOTAL CRIMES REPORTED
APR 2018 TO MAR 2019



+9.3%

£2.2B

TOTAL VICTIM LOSSES
APR 2018 TO MAR 2019



+38.1%



65%

OF REPORTS WERE FROM BUSINESSES



35%

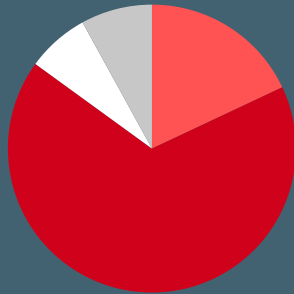
OF REPORTS WERE FROM INDIVIDUALS



TOP 3 FRAUDS: BUSINESSES



BY VOLUME



- CHEQUE, PLASTIC CARD AND ONLINE BANK ACCOUNTS (67%)
- APPLICATION FRAUD (18%)
- TELECOM INDUSTRY FRAUD (7%)
- OTHER (8%)

BY LOSS

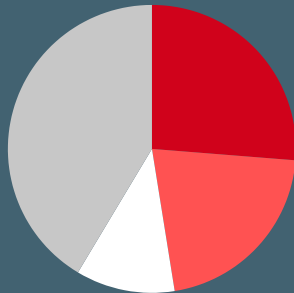
- £213.7M CORPORATE EMPLOYEE FRAUD
- £99.3M MANDATE FRAUD
- £98.1M CHEQUE, PLASTIC CARD AND ONLINE BANK ACCOUNTS

The category 'None of the above' has been excluded. The loss figures have been rounded to the nearest thousand (or hundred thousand over £1m).

TOP 3 FRAUDS: INDIVIDUALS



BY VOLUME



- ONLINE SHOPPING AND AUCTIONS (26%)
- OTHER ADVANCE FEE FRAUD (21%)
- COMPUTER SOFTWARE SERVICE FRAUD (11%)
- OTHER (41%)

BY LOSS

- £314.5M OTHER FINANCIAL INVESTMENT
- £212.6M FRAUD BY ABUSE OF POSITION OF TRUST
- £122.3M CHEQUE, PLASTIC CARD AND ONLINE BANK ACCOUNTS

The category 'None of the above' has been excluded. The loss figures have been rounded to the nearest thousand (or hundred thousand over £1m).

REPORTING TRENDS




86%

OF FRAUD WAS CYBER ENABLED

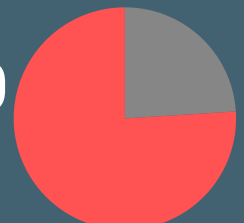
3

OUT OF 10 VICTIMS NEGATIVELY IMPACTED BY THE FRAUD



24%

OF FRAUD VICTIMS REQUESTED VICTIM CARE



NO YES

CRIME REFERRALS

42,127

DISSEMINATIONS FOR ENFORCEMENT

7,417

JUDICIAL OUTCOMES



Charged (81%) Caution (Adults) (9%) Community Resolution (6%) Others (4%)