

FRAUD PROFILE



CITY OF LONDON POLICE
National Policing Lead For Fraud

4,671

TOTAL CRIMES REPORTED
APR 2018 TO MAR 2019



+17.0%

£8.9M

TOTAL VICTIM LOSSES
APR 2018 TO MAR 2019



+24.0%



41%

OF REPORTS WERE FROM BUSINESSES

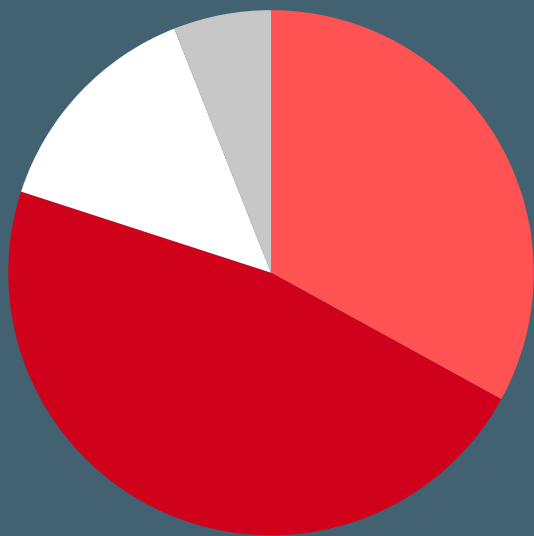


59%

OF REPORTS WERE FROM INDIVIDUALS



BY VOLUME



- CHEQUE, PLASTIC CARD AND ONLINE BANK ACCOUNTS (47%)
- APPLICATION (33%)
- TELECOM INDUSTRY FRAUD (6%)
- OTHER (14%)

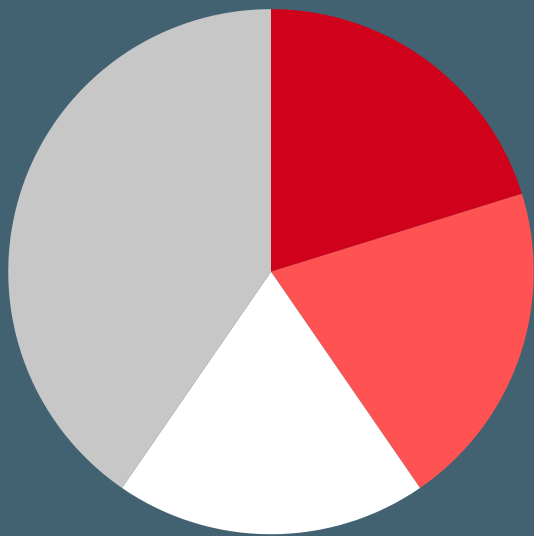
The category 'None of the above' has been excluded. The loss figures have been rounded to the nearest thousand (or hundred thousand over £1m).

BY LOSS

- £280K OTHER FINANCIAL INVESTMENT
- £252K FRAUD BY ABUSE OF POSITION OF TRUST
- £247K MANDATE FRAUD



BY VOLUME



- CHEQUE PLASTIC CARD AND ONLINE BANK ACCOUNTS (20%)
- OTHER ADVANCE FEE FRAUD (20%)
- ONLINE SHOPPING AND AUCTIONS (19%)
- OTHER (40%)

The category 'None of the above' has been excluded. The loss figures have been rounded to the nearest thousand (or hundred thousand over £1m).

BY LOSS


- £1.6M OTHER FINANCIAL INVESTMENT
- £906K CHEQUE, PLASTIC CARD AND ONLINE BANK ACCOUNTS
- £600K FALSE ACCOUNTING



80%

OF FRAUD WAS CYBER ENABLED

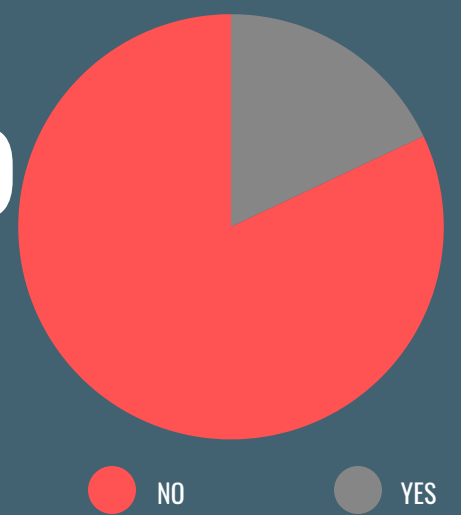
3



OUT OF 10 VICTIMS NEGATIVELY IMPACTED BY THE FRAUD

18%

OF FRAUD VICTIMS REQUESTED VICTIM CARE



240

DISSEMINATIONS FOR ENFORCEMENT

101

JUDICIAL OUTCOMES



Charged (67%) Caution (Adults) (14%) Community Resolution (12%) Others (7%)