

# FRAUD PROFILE



5,427

TOTAL CRIMES REPORTED  
APR 2018 TO MAR 2019



+14.8%

£9.9M

TOTAL VICTIM LOSSES  
APR 2018 TO MAR 2019



+28.7%



50%

OF REPORTS WERE FROM BUSINESSES

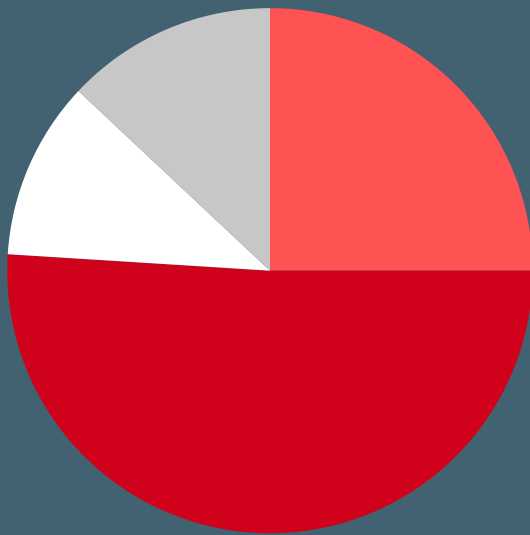
=

50%

OF REPORTS WERE FROM INDIVIDUALS



## BY VOLUME



- CHEQUE, PLASTIC CARD AND ONLINE BANK ACCOUNTS (51%)
- APPLICATION FRAUD (25%)
- INSURANCE RELATED FRAUD (11%)
- OTHER (13%)

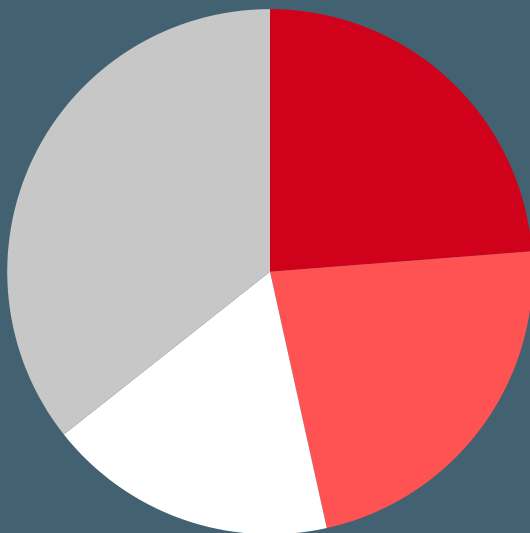
The category 'None of the above' has been excluded. The loss figures have been rounded to the nearest thousand (or hundred thousand over £1m).

## BY LOSS

- 1 £278K MANDATE FRAUD
- 2 £226K CORPORATE EMPLOYEE FRAUD
- 3 £200K OTHER FINANCIAL INVESTMENT



## BY VOLUME



- ONLINE SHOPPING AND AUCTIONS (24%)
- OTHER ADVANCE FEE FRAUD (23%)
- COMPUTER SOFTWARE SERVICE FRAUD (18%)
- OTHER (36%)

The category 'None of the above' has been excluded. The loss figures have been rounded to the nearest thousand (or hundred thousand over £1m).

## BY LOSS


- 1 £2.3M OTHER FINANCIAL INVESTMENT
- 2 £674K OTHER CONSUMER NON INVESTMENT FRAUD
- 3 £552K MANDATE FRAUD



77%

OF FRAUD WAS CYBER ENABLED

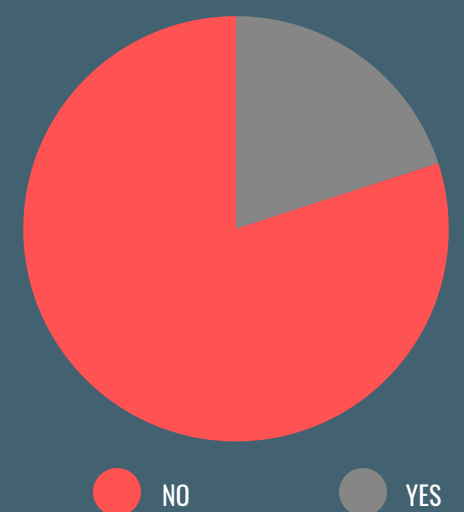
3



OUT OF 10 VICTIMS NEGATIVELY IMPACTED BY THE FRAUD

20%

OF FRAUD VICTIMS REQUESTED VICTIM CARE



140

DISSEMINATIONS FOR ENFORCEMENT

0

JUDICIAL OUTCOMES