

FRAUD PROFILE



Northamptonshire Police



CITY OF LONDON POLICE

National Policing Lead For Fraud

8,224

TOTAL CRIMES REPORTED
APR 2018 TO MAR 2019



+18.7%

£32.8M

TOTAL VICTIM LOSSES
APR 2018 TO MAR 2019



+217.5%



65%

OF REPORTS WERE FROM BUSINESSES

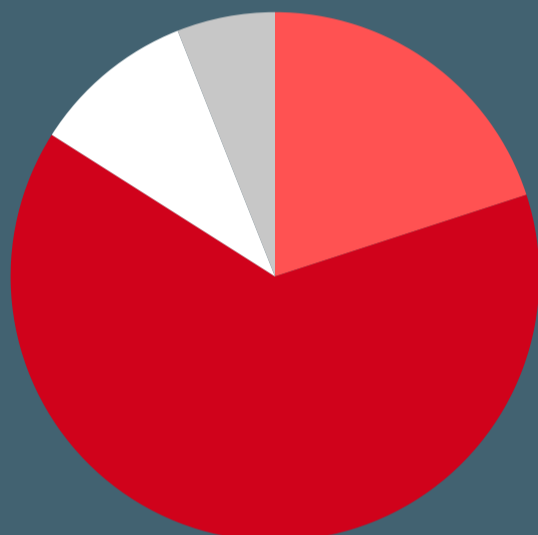


35%

OF REPORTS WERE FROM INDIVIDUALS



BY VOLUME



- CHEQUE, PLASTIC CARD AND ONLINE BANK ACCOUNTS (64%)
- APPLICATION FRAUD (20%)
- OTHER (10%)
- TELECOM INDUSTRY FRAUD (6%)

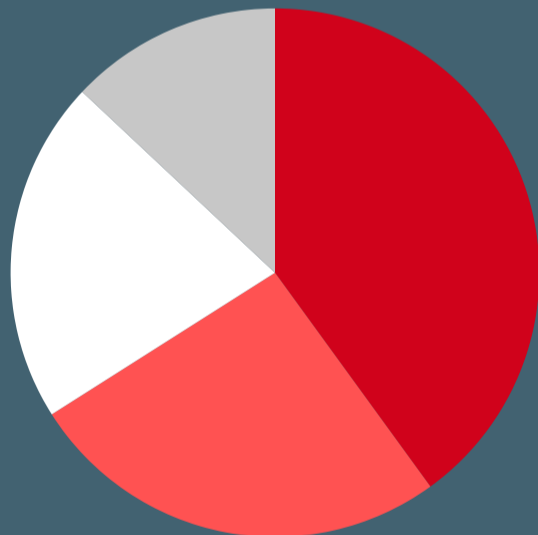
The category 'None of the above' has been excluded. The loss figures have been rounded to the nearest thousand (or hundred thousand over £1m).

BY LOSS

- £17.2M CHEQUE, PLASTIC CARD AND ONLINE BANK ACCOUNTS
- £467K CORPORATE EMPLOYEE FRAUD
- £463K OTHER FINANCIAL INVESTMENT



BY VOLUME



- OTHER (40%)
- ONLINE SHOPPING AND AUCTIONS (26%)
- OTHER ADVANCE FEE FRAUD (21%)
- COMPUTER SOFTWARE SERVICE FRAUD (13%)

The category 'None of the above' has been excluded. The loss figures have been rounded to the nearest thousand (or hundred thousand over £1m).

BY LOSS

- £3M OTHER FINANCIAL INVESTMENT
- £1.5M CHEQUE, PLASTIC CARD AND ONLINE BANK ACCOUNTS
- £1.1M DATING SCAM




85%

OF FRAUD WAS CYBER ENABLED

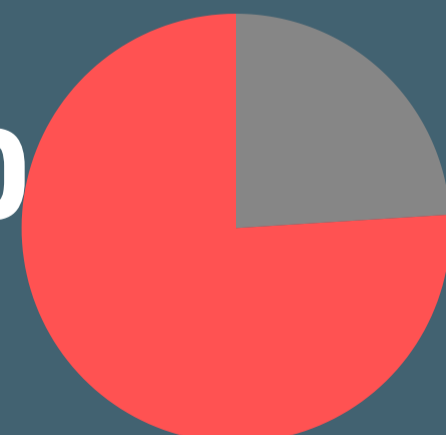
3

OUT OF 10 VICTIMS NEGATIVELY IMPACTED BY THE FRAUD



24%

OF FRAUD VICTIMS REQUESTED VICTIM CARE



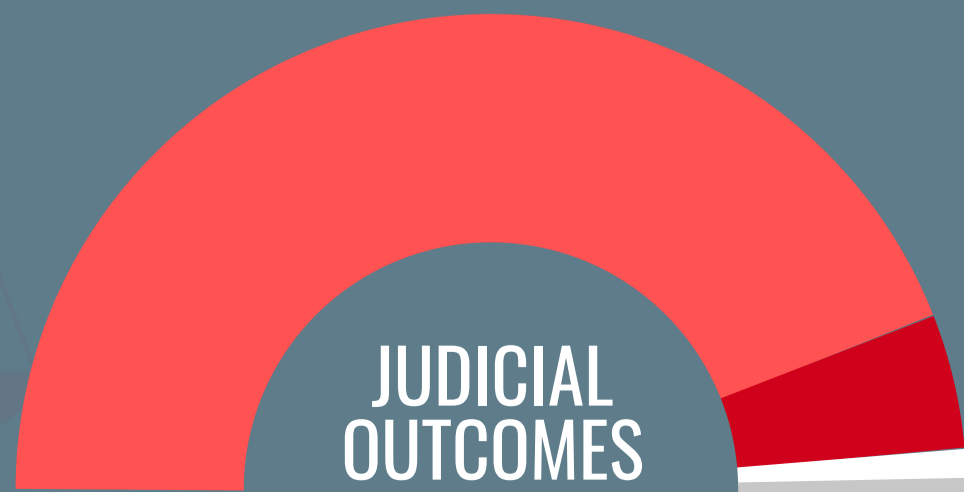
NO YES

686

DISSEMINATIONS FOR ENFORCEMENT

136

JUDICIAL OUTCOMES



Charged (88%) Caution (Adults) (9%) Community Resolution (2%) Others (1%)