

FRAUD PROFILE



9,971

TOTAL CRIMES REPORTED
APR 2018 TO MAR 2019



+14.7%

£12.9M

TOTAL VICTIM LOSSES
APR 2018 TO MAR 2019



+54.5%



57%

OF REPORTS WERE FROM BUSINESSES

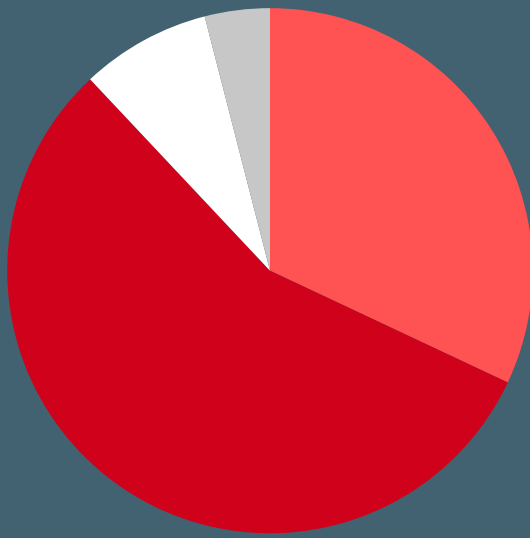


43%

OF REPORTS WERE FROM INDIVIDUALS



BY VOLUME



- CHEQUE, PLASTIC CARD AND ONLINE BANK ACCOUNTS (56%)
- APPLICATION FRAUD (32%)
- TELECOM INDUSTRY FRAUD (8%)
- OTHER (4%)

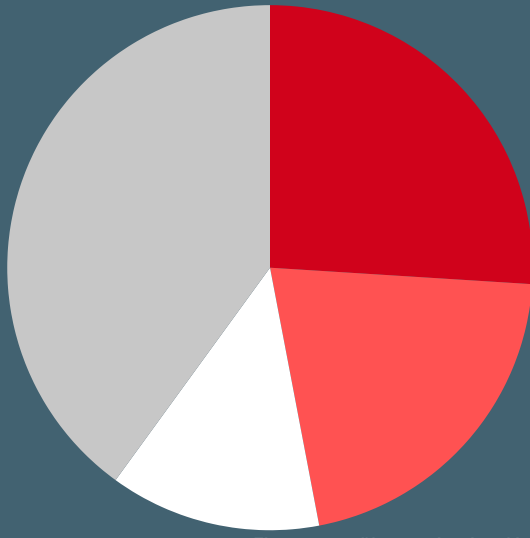
The category 'None of the above' has been excluded. The loss figures have been rounded to the nearest thousand (or hundred thousand over £1m).

BY LOSS

- 1 **£849K** CORPORATE EMPLOYEE FRAUD
- 2 **£458K** APPLICATION FRAUD
- 3 **£319K** MANDATE FRAUD



BY VOLUME



- ONLINE SHOPPING AND AUCTIONS (26%)
- OTHER ADVANCE FEE FRAUD (21%)
- COMPUTER SOFTWARE SERVICE FRAUD (13%)
- OTHER (40%)

The category 'None of the above' has been excluded. The loss figures have been rounded to the nearest thousand (or hundred thousand over £1m).

BY LOSS

- 1 **£1.9M** OTHER FINANCIAL INVESTMENT
- 2 **£1M** MANDATE FRAUD
- 3 **£916K** FRAUD BY ABUSE OF POSITION OF TRUST




88%

OF FRAUD WAS CYBER ENABLED

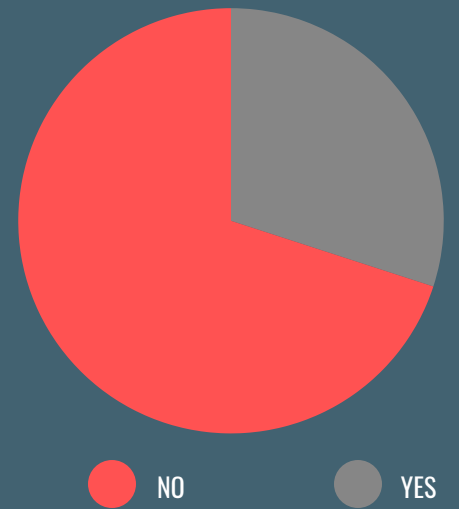
3

OUT OF 10 VICTIMS NEGATIVELY IMPACTED BY THE FRAUD



30%

OF FRAUD VICTIMS REQUESTED VICTIM CARE



328

DISSEMINATIONS FOR ENFORCEMENT

146

JUDICIAL OUTCOMES



Charged (82%) Caution (Adults) (14%) Community Resolution (3%) Others (1%)