

FRAUD PROFILE



NOTTINGHAMSHIRE
POLICE
PROUD TO SERVE



CITY OF LONDON
POLICE
National Policing Lead For Fraud

11,096

TOTAL CRIMES REPORTED
APR 2018 TO MAR 2019



+27.8%

£16M

TOTAL VICTIM LOSSES
APR 2018 TO MAR 2019



+18.4%



58%

OF REPORTS WERE FROM BUSINESSES

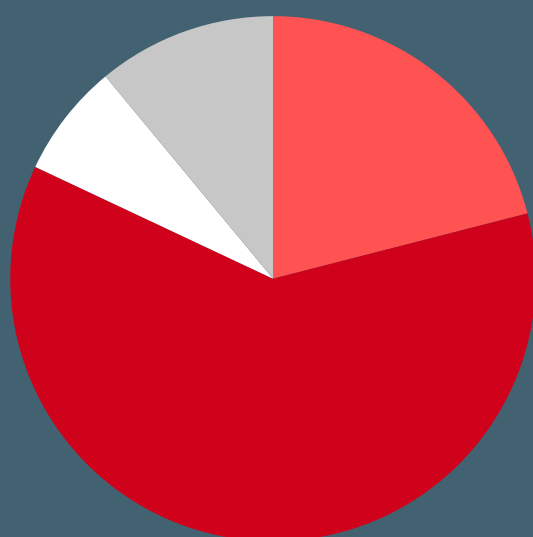


42%

OF REPORTS WERE FROM INDIVIDUALS



BY VOLUME



- CHEQUE, PLASTIC CARD AND ONLINE BANK ACCOUNTS (61%)
- APPLICATION FRAUD (21%)
- TELECOM INDUSTRY FRAUD (7%)
- OTHER (11%)

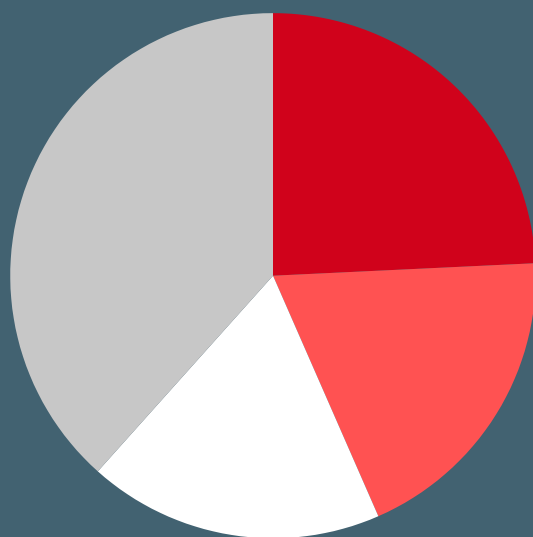
The category 'None of the above' has been excluded. The loss figures have been rounded to the nearest thousand (or hundred thousand over £1m).

BY LOSS

- 1 **£2.5M** CORPORATE EMPLOYEE FRAUD
- 2 **£444K** MANDATE FRAUD
- 3 **£320K** RETAIL FRAUD



BY VOLUME



- ONLINE SHOPPING AND AUCTIONS (24%)
- OTHER ADVANCE FEE FRAUD (19%)
- CHEQUE, PLASTIC CARD AND ONLINE BANK ACCOUNTS (18%)
- OTHER (38%)

The category 'None of the above' has been excluded. The loss figures have been rounded to the nearest thousand (or hundred thousand over £1m).

BY LOSS

- 1 **£1.5M** OTHER FINANCIAL INVESTMENT
- 2 **£1.4M** CHEQUE, PLASTIC CARD AND ONLINE BANK ACCOUNTS
- 3 **£771K** SHARE SALES OR BOILER ROOM FRAUD




84%

OF FRAUD WAS CYBER ENABLED

3

OUT OF 10 VICTIMS NEGATIVELY IMPACTED BY THE FRAUD



24%

OF FRAUD VICTIMS REQUESTED VICTIM CARE



549

DISSEMINATIONS FOR ENFORCEMENT

486

JUDICIAL OUTCOMES



Charged (89%) Caution (Adults) (5%) Community Resolution (4%) Others (2%)