

FRAUD PROFILE



National Policing Lead For Fraud

9,233

TOTAL CRIMES REPORTED
APR 2018 TO MAR 2019



+14.7%

£15.4M

TOTAL VICTIM LOSSES
APR 2018 TO MAR 2019



+72.5%



59%

OF REPORTS WERE FROM BUSINESSES

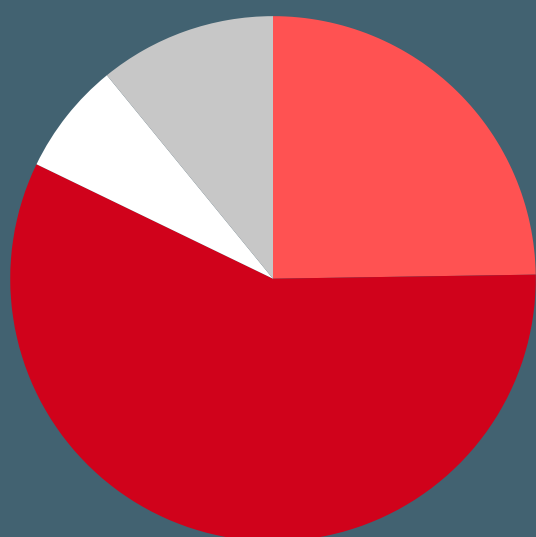


41%

OF REPORTS WERE FROM INDIVIDUALS



BY VOLUME



- CHEQUE, PLASTIC CARD AND ONLINE BANK ACCOUNTS (58%)
- APPLICATION FRAUD (25%)
- TELECOM INDUSTRY FRAUD (7%)
- OTHER (11%)

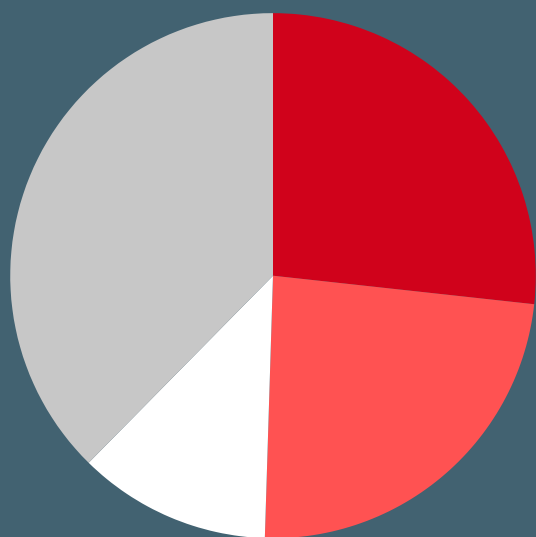
The category 'None of the above' has been excluded. The loss figures have been rounded to the nearest thousand (or hundred thousand over £1m).

BY LOSS

- 1 **£1.3M** MANDATE FRAUD
- 2 **£881K** CHEQUES, PLASTIC CARD AND ONLINE BANK ACCOUNTS
- 3 **£647K** CORPORATE EMPLOYEE FRAUD



BY VOLUME



- ONLINE SHOPPING AND AUCTIONS (27%)
- OTHER ADVANCE FEE FRAUD (24%)
- COMPUTER SOFTWARE SERVICE FRAUD (12%)
- OTHER (38%)

The category 'None of the above' has been excluded. The loss figures have been rounded to the nearest thousand (or hundred thousand over £1m).

BY LOSS

- 1 **£3.9M** OTHER FINANCIAL INVESTMENT
- 2 **£1M** SHARE SALES OR BOILER ROOM FRAUD
- 3 **£902K** CHEQUE, PLASTIC CARD AND ONLINE BANK ACCOUNTS




84%

OF FRAUD WAS CYBER ENABLED

3

OUT OF 10 VICTIMS NEGATIVELY IMPACTED BY THE FRAUD



29%

OF FRAUD VICTIMS REQUESTED VICTIM CARE



515

DISSEMINATIONS FOR ENFORCEMENT

185

JUDICIAL OUTCOMES



Charged (71%) Caution (Adults) (12%) Community Resolution (11%) Others (6%)