

FRAUD PROFILE



5,608

TOTAL CRIMES REPORTED
APR 2018 TO MAR 2019



+13.9%

£26.5M

TOTAL VICTIM LOSSES
APR 2018 TO MAR 2019



+185.0%



49

OF REPORTS WERE FROM BUSINESSES

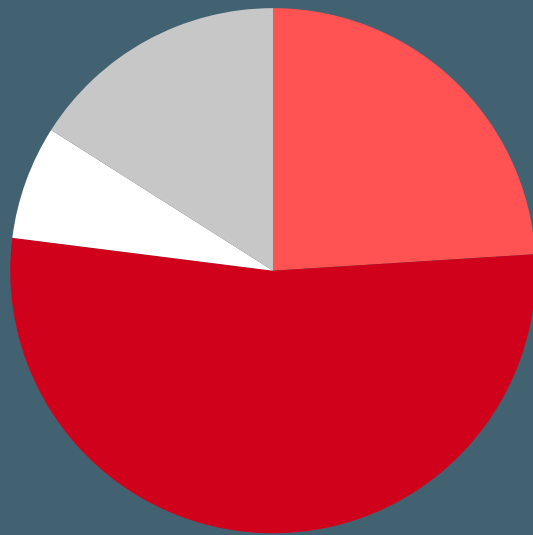


51

OF REPORTS WERE FROM INDIVIDUALS



BY VOLUME



- CHEQUE, PLASTIC CARD AND ONLINE BANK ACCOUNTS (53%)
- APPLICATION FRAUD (24%)
- INSURANCE RELATED FRAUD (7%)
- OTHER (16%)

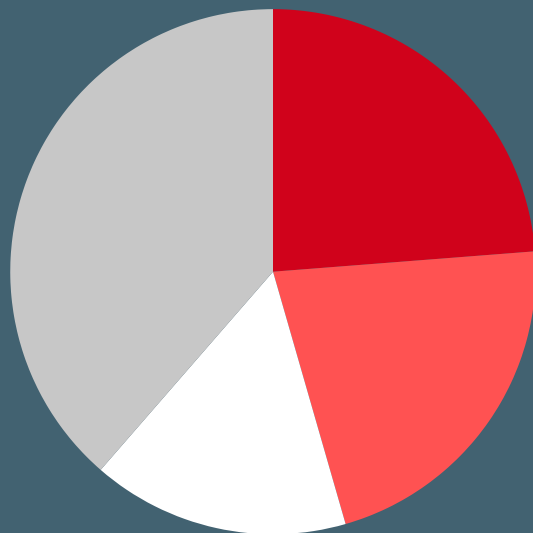
BY LOSS

- 1 **£445K** MANDATE FRAUD
- 2 **£224K** CORPORATE EMPLOYEE FRAUD
- 3 **£99K** RETAIL FRAUD

The category 'None of the above' has been excluded. The loss figures have been rounded to the nearest thousand (or hundred thousand over £1m).



BY VOLUME



- OTHER ADVANCE FEE FRAUD (24%)
- ONLINE SHOPPING AND AUCTIONS (22%)
- COMPUTER SOFTWARE SERVICE FRAUD (16%)
- OTHER (39%)

BY LOSS

- 1 **£14.8M** CHEQUE, PLASTIC CARD AND ONLINE BANK ACCOUNTS
- 2 **£1.2M** OTHER FINANCIAL INVESTMENT
- 3 **£1.1M** DATING SCAM

The category 'None of the above' has been excluded. The loss figures have been rounded to the nearest thousand (or hundred thousand over £1m).




80%

OF FRAUD WAS CYBER ENABLED

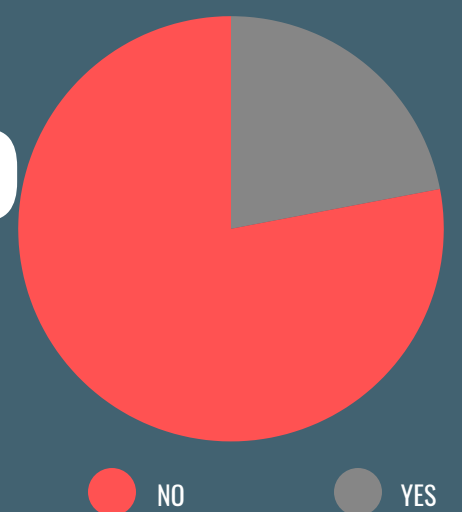
3

OUT OF 10 VICTIMS NEGATIVELY IMPACTED BY THE FRAUD



22%

OF FRAUD VICTIMS REQUESTED VICTIM CARE

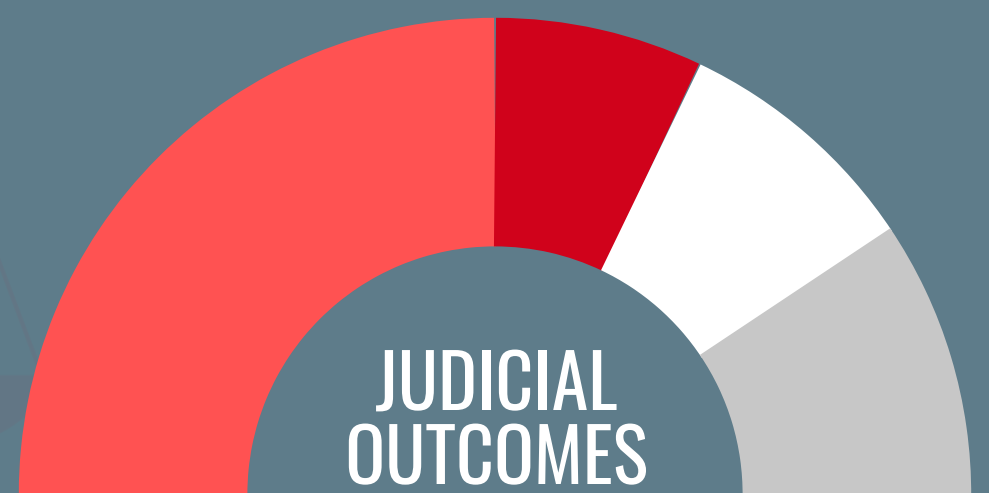


477

DISSEMINATIONS FOR ENFORCEMENT

72

JUDICIAL OUTCOMES



Charged (50%) Caution (Adults) (14%) Community Resolution (17%) Others (19%)