

# FRAUD PROFILE



## 13,543

TOTAL CRIMES REPORTED  
APR 2018 TO MAR 2019



+20.1%

## £40.2M

TOTAL VICTIM LOSSES  
APR 2018 TO MAR 2019



+16.0%



### 60

OF REPORTS WERE FROM BUSINESSES

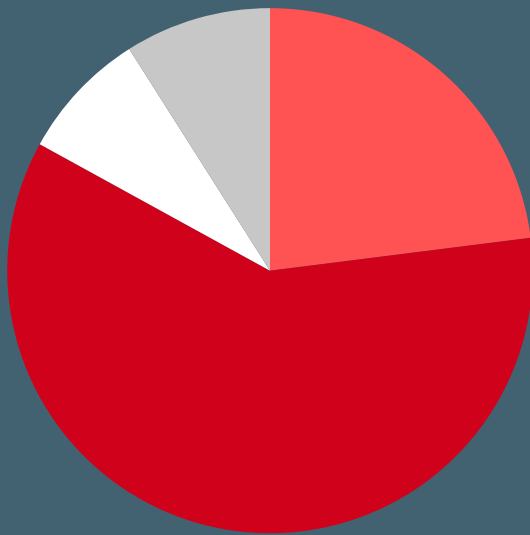


### 40

OF REPORTS WERE FROM INDIVIDUALS



### BY VOLUME



- CHEQUE, PLASTIC CARD AND ONLINE BANK ACCOUNTS (60%)
- APPLICATION FRAUD (23%)
- TELECOM INDUSTRY FRAUD (8%)
- OTHER (9%)

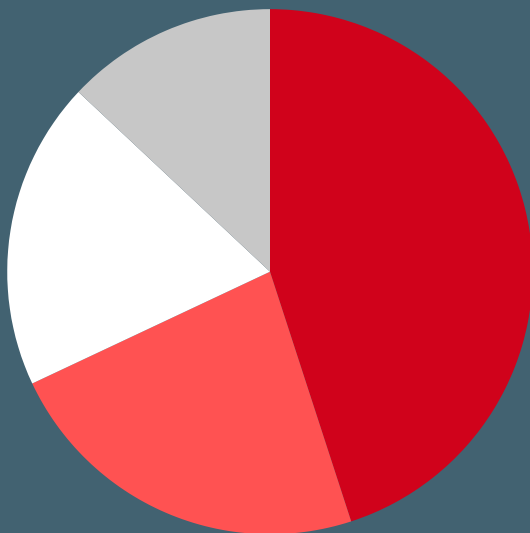
The category 'None of the above' has been excluded. The loss figures have been rounded to the nearest thousand (or hundred thousand over £1m).

### BY LOSS

- 1 **£1.5M** CORPORATE EMPLOYEE FRAUD
- 2 **£1.4M** MANDATE FRAUD
- 3 **£484K** CHEQUE, PLASTIC CARD AND ONLINE BANK ACCOUNTS



### BY VOLUME



- ONLINE SHOPPING AND AUCTIONS (23%)
- OTHER ADVANCE FEE FRAUD (19%)
- COMPUTER SOFTWARE SERVICE FRAUD (13%)
- OTHER (45%)

The category 'None of the above' has been excluded. The loss figures have been rounded to the nearest thousand (or hundred thousand over £1m).

### BY LOSS

- 1 **£11.5M** OTHER FINANCIAL INVESTMENT
- 2 **£3.2M** DOOR TO DOOR SALES AND BOGUS TRADESMEN
- 3 **£1.7M** SHARE SALES OF BOILER ROOM FRAUD




## 82%

OF FRAUD WAS CYBER ENABLED

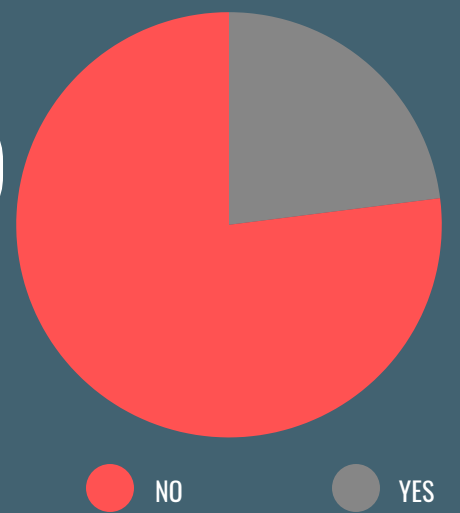
## 3

OUT OF 10 VICTIMS NEGATIVELY IMPACTED BY THE FRAUD



## 23%

OF FRAUD VICTIMS REQUESTED VICTIM CARE

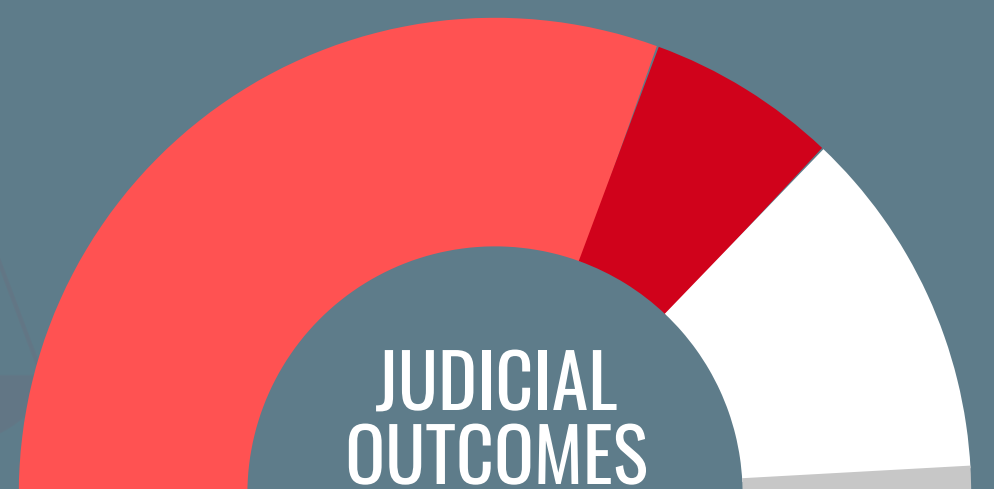


## 398

DISSEMINATIONS FOR ENFORCEMENT

## 168

JUDICIAL OUTCOMES



Charged (61%) Caution (Adults) (13%) Community Resolution (24%) Others (2%)