

FRAUD PROFILE



13,779

TOTAL CRIMES REPORTED
APR 2018 TO MAR 2019



+6.6%

£28.2M

TOTAL VICTIM LOSSES
APR 2018 TO MAR 2019



+16.0%



56%

OF REPORTS WERE FROM BUSINESSES

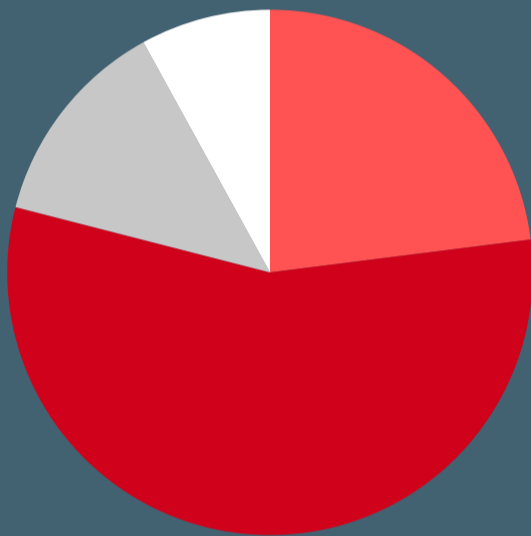


44%

OF REPORTS WERE FROM INDIVIDUALS



BY VOLUME



- CHEQUE, PLASTIC CARD AND ONLINE BANK ACCOUNTS (56%)
- APPLICATION FRAUD (23%)
- TELECOM INDUSTRY FRAUD (8%)
- OTHER (13%)

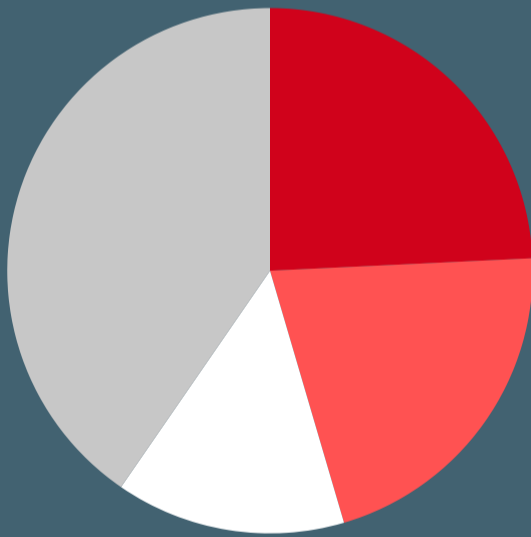
The category 'None of the above' has been excluded. The loss figures have been rounded to the nearest thousand (or hundred thousand over £1m).

BY LOSS

- £1.1M MANDATE FRAUD
- £348K CHEQUE PLASTIC CARD AND ONLINE BANK ACCOUNTS
- £287K CORPORATE EMPLOYEE FRAUD



BY VOLUME



- ONLINE SHOPPING AND AUCTIONS (24%)
- OTHER ADVANCE FEE FRAUD (21%)
- COMPUTER SOFTWARE SERVICE FRAUD (14%)
- OTHER (40%)

The category 'None of the above' has been excluded. The loss figures have been rounded to the nearest thousand (or hundred thousand over £1m).

BY LOSS

- £5.4M OTHER FINANCIAL INVESTMENT
- £2M DATING SCAM
- £1.5M OTHER CONSUMER NON INVESTMENT FRAUD




80%

OF FRAUD WAS CYBER ENABLED

3

OUT OF 10 VICTIMS NEGATIVELY IMPACTED BY THE FRAUD



21%

OF FRAUD VICTIMS REQUESTED VICTIM CARE



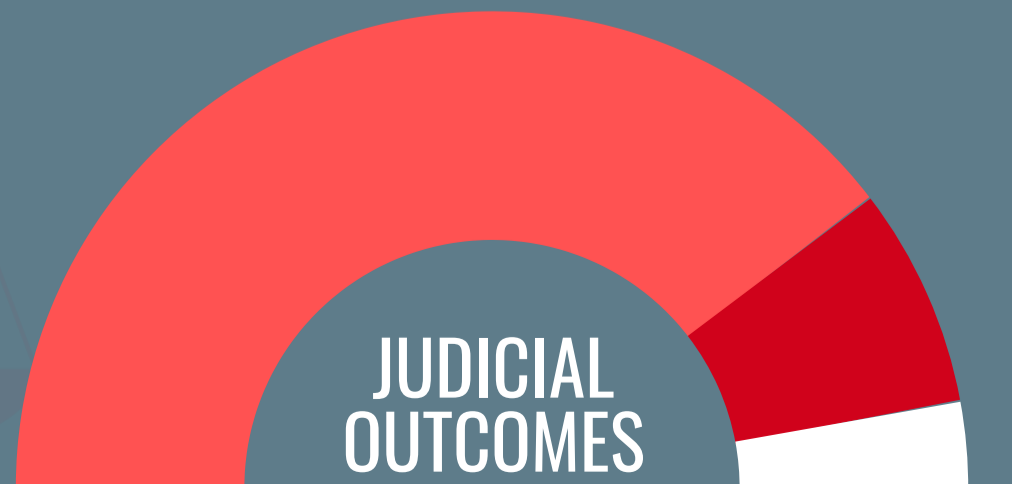
NO YES

607

DISSEMINATIONS FOR ENFORCEMENT

183

JUDICIAL OUTCOMES



Charged (79%) Caution (Adults) (15%) Community Resolution (6%) Others (0%)